

*Discover the
Difference*



TOUCHSTONETM
ANGUS

2004 Wyoming Beef Cattle Improvement Association
Seedstock Producer of the Year



GeneSTAR[®]

APRIL 5, 2007 • 1:30 P.M.

LUSK, WYOMING



Brad & Cathy James
PO Box 165 • Lusk, WY 82225
(307) 340-1456
E-mail: bjames1957@aol.com • Web Site: touchstoneangus.com

You are cordially invited to our sixth annual “DISCOVER THE DIFFERENCE” sale at the ranch. The sale will begin at 1:30 P.M., April 5, 2007, at the ranch north of Lusk, Wyoming. This is a unique offering of 50 plus bulls produced from our linebred Emulous cow herd that we believe can position you for the future.

The livestock industry is beginning to experience some of the most far reaching and profound structural changes since WWII. Our nation is wisely attempting to reduce dependence on foreign energy by using larger amounts of ethanol based fuels produced on our farms. This is good for our national security but it may end up having a dramatic impact on the livestock industry. There are dark clouds on the horizon in the form of substantially higher feed costs--but there just might be a silver lining.

• **When One Door Closes, Another Opens** – Corn based livestock finishing rations along with all competing feeds are going to get much more costly with a larger and larger amount of corn being used for the ethanol industry. Of course, there is a well documented inverse relationship between corn prices and the price of feeder calves intended to be finished in the traditional manner. Coincidentally and independent of the corn ethanol developments is an emerging and now significant consumer demand for natural and especially grass-finished beef. These two major developments may play right into the hands of the sharper cow/calf producers interested in producing calves that will work in these growing niche markets.

• **A New Consumer Paradigm: Good Fat?** – The consumer is still king at least when it comes to markets and products. Ask the manufacturers of products containing hydrogenated vegetable oils (i.e. margarine) with the so-called “bad fats” whose market share dropped dramatically while sales of foods containing “good fat” have skyrocketed. The demise of the “bad fat” foods began with media reports like those reprinted at the back of this catalog. Whether or not you and I agree with them, media reports like these change markets creating opportunity for some and trouble for the past market leaders. You can bet that the sharper makers of margarine and other “bad fat” products could see change approaching and developed new products containing “good fat” that consumers were looking for and shed few tears over their dying brands.

What is required to produce calves you can sell for use in a grass-fat beef program? The good news is that you may not have to change much of what you’re already doing to be a supplier of calves to a grass-fed branded beef program. It could be as simple as not feeding corn or other grains, following standard practices for natural raised calves and using genetics that work in a grass only program.

Our business focus has been to produce seed stock that work in grass finished and natural beef programs. But we have also been selling this type of beef directly to consumers for 13 years and

we've learned there is really only one beef characteristic--outside of safety--that will destroy your direct beef business and that is toughness. Many of the larger grass-finished and premium priced branded beef programs have learned the same lesson. It is why many of these programs buy calves only after they've been ultrasonically scanned and met their minimum tenderness criteria. In fact, the largest grass-fed beef company has as one of their primary goals to never sell a single tough steak.

Toughness is a major problem identified in the 2005 NCBQA Beef Audit for traditionally fattened beef but is much more so for grass-finished beef. There are a number of reasons for this but one thing's for certain--tenderness must begin with genetics. Without bred-in tenderness only dry-aging can improve it and still qualify as "natural." But even aging to improve tenderness is significantly affected by the animal's genetics through the action of genetically controlled enzymes.

The unique genetics developed at Touchstone Angus offer three important advantages for producers interested in marketing their calves in these markets.

- **Selected & Tested for Tenderness** – We began progeny testing sires utilizing the Warner/Bratzler test and were among the first to utilize the DNA tenderness tests. Over the last three years, all of our yearling bulls and heifers were scanned with the innovative Beef Image Analysis (BIA) ultrasound test for tenderness, marbling and ribeye size/shape. We have made great progress in tenderness. In fact, Dr. Allen Williams of Tallgrass Beef Company wrote, *"We have been pleased with the performance of the Touchstone Angus genetics. They have scanned well and consistently fit our parameters for optimum finish and tenderness."* Tallgrass Beef Company is a leader in marketing grass-finished beef produced entirely in the United States and Touchstone Angus is one of their "Preferred Genetics Providers."

- **Uniform and Consistent Calves** – Our entire cow herd is closely bred and each individual traces over 100 times in their extended pedigree to an Angus bull born in 1927 named "Emulous." The primary purpose of this is to create uniformity and consistency of type in the calf crop, especially as it impacts the end product. Many purebred cattle today have become so genetically diverse through the "blending" of bloodlines that they are unable to keep one key promise of any branded product--and that is that it will be the same every time.

- **Excel in Grass-Fed Programs** – Replacement heifers are developed on native upland pastures in Wyoming without winter supplementation (with the exceptions of severe drought or excessive snow/ice cover) and are expected to breed as yearlings. This process quickly identifies maternal genetics capable of working in forage only and grass-finishing programs and are the genetic base of our herd. We believe females selected this way have proven their efficiency, fertility, fleshing ability and hardiness. While our heifer breed-up rate would be considered poor compared to the standard targets it is the best genetic sorting stick we know to identify worthy replacements for grass-fed and/or low-cost programs. Those that don't breed up are placed in our grass-fed beef program.

We hope you will join us April 5 and that you will **Discover the Difference.**

Sincerely,

Brad James
Touchstone Angus



Discover the Difference

Spring Sale

**April 5, 2007 • 1:30 p.m., Lunch at Noon
At the Ranch • Lusk, Wyoming**

Storm Date: April 10

Selling 50 yearling bulls, 2 two-year-old bulls

For More Information:

Brad James • Touchstone Angus • (307) 340-1456

Sale Day Phone (307) 340-1456

Auctioneer:

Lex Madden, Madden Brothers Auctions, (307) 532-7079

Regional Manager:

Andy Rest, American Angus Association, (406) 254-7576

Press Representatives:

Curt Cox - *Western Livestock Roundup*
(307) 630-4604, (307) 265-0455

Hotel Information:

Covered Wagon Motel
730 S. Main
Lusk, Wyoming
(307) 334-2386

Rawhide Motel
805 S. Main
Lusk, Wyoming
(307) 334-2440

Best Western, Pioneer Court
731 S. Main
Lusk, Wyoming
(307) 334-2640

Delivery of Sale Cattle:

Cattle purchased at this sale will be delivered free of charge within a 150 mile radius of Lusk, Wyoming or for 30 cents per loaded mile beginning after 150 miles from Lusk. Buyers picking up cattle sale day will receive a \$50 discount per animal.

Inspection of Cattle and Directions to Sale Site:

Bulls may be viewed on test at the North Lot of Five Star Feeders, 5 miles east of Lingle, WY, on State Hwy. 26. The sale bulls will be moved to the sale location at the ranch by April 4. The sale location map with directions is included in this sale book.

Terms and Conditions:

All cattle will sell according to the Terms and Conditions of the American Angus Association. Settlement for all purchases are to be made sale day unless prior arrangements have been made.

Herd Health:

All cattle have been calfhood vaccinated with One Shot Ultra 8, ViraShield 5 + Somnus. At weaning the bulls were vaccinated with Alpha 7 HS and ViraShield 5VL5, poured with Dectomax and 5 weeks later boosted with ViraShield 5VL5. Health papers will be furnished sale day for immediate interstate shipment. All bulls will pass a Breeding Soundness Exam and will be guaranteed breeders. All cattle will be tested negative for BVD and Brucellosis.

Performance Updates:

Ultrasound data from the American Angus Association and average daily gains for bulls on test will be available sale day on a supplement sheet as well as pelvic, scrotal and frame score measures.

Gentle Disposition Guarantee:

We also offer a gentle disposition guarantee on our bulls. If a Touchstone bull should become unusually wild or aggressive we will exchange the bull or refund your purchase price less the salvage value of the bull for a one-year period following sale date.

First Year Breeding Season Loss Of Use Insurance:

Touchstone Angus will exchange for a replacement or refund purchase price-less salvage value-of any bull sold in sale and injured in his first breeding season for an additional \$50 indemnity fee paid sale day.

Bull Growing Ration:

The bulls were fed a simulated forage ration that was developed with assistance from the University of Wyoming. This ration should allow a better evaluation of bull performance on a fiber/forage diet and provide an indication of how their progeny perform in grass-only and grass-finishing programs. Average daily gains will be reduced somewhat from high-concentrate rations, but bulls should maintain body condition better following turn-out.

Free Wintering:

All bulls purchased at the sale will be wintered free of charge until May 1, 2007. The bulls will be wintered at buyer's risk although every reasonable effort will be made to feed and maintain the bulls in good condition. Buyers wishing to take cattle home sale day will receive a \$50 discount on sale price. All females should be taken home sale day for a \$50 discount or make delivery arrangements with Brad James following the sale.

Retained Interest:

Touchstone Angus will be retaining a semen interest in a few bulls in this sale. You will own full possession and 100% salvage value of the bull. We are retaining the right to one-half revenue and semen interest from the bull if sometime in the future semen sales become a possibility. If for some reason you should sell the bull to another breeder, Touchstone Angus still retains one-half interest. If you purchase one of these "retained semen interest" bulls and wish to have semen collected for your own in-herd use, that semen is 100% yours, unless you contact Touchstone Angus and we agree to have him collected in a joint venture. If the bull is collected in a joint venture, we split the semen collection and other related costs and the sales revenue on a 50% (yours), 50% Touchstone Angus basis. However, if you are not interested in collecting semen on the bull, Touchstone Angus will have the right to collect the bull for their own use and will pay expenses for collection(s). We will have him collected at your convenience.

The bulls were weaned on September 9, six weeks early, due to the drought and as a result the weaning weights are much lighter than usual. To compensate we put the bulls on the simulated forage ration earlier which has allowed them to catch up and are now comparable in weight to previous years.



Visit the *Angus Journal* Web site,
www.angusjournal.com, and
view this sale book online.

Bovigen, a partnership that works for you

“With marker-assisted selection, we have a genetic solution that could substantially improve things for the beef industry, not overnight, but permanently.” “Our results show the markers we’ve validated are quite effective in sorting cattle for measures of shear force.” “We’re simply stepping forward and saying publicly these genes work - that we have confidence in the use of these tools.” “Now, it’s up to the industry to work on enterprising this technology into profit for the entire beef industry.”

NBCEC scientists Dick Quaas and John Pollak, Cornell University

As producers, we must remember that our primary responsibility has always been and will continue to be, the production of a quality, efficient meat product, and the service to all segments between us and the consumer. Whatever traits we specifically propagate must be profitable for our customers, and ultimately, their customers. DNA evaluation of cattle promises to be the definitive form of truly objective evaluation in the livestock industry. DNA results are not affected by management, environment, or marketing.

Bovigen leads the industry in identification of proprietary markers for Quality Grade, Tenderness, Parentage, and soon, a whole host of production traits including feed efficiency, reproductive efficiency, disease resistance, and additional carcass improvement measures.

As you look through our sale book, you will note animals with available DNA results described by a 0 - 1 - or 2 - star result for each trait measured. Every animal possesses a set of chromosomes derived from each of the two parents. Each parent contributes a specific DNA sequence, that when combined, form the ultimate heritable sequence. Therefore, an animal with 2 stars (or homozygous) for a specific Quality Grade gene must have received a contribution of that gene from each parent. A two-star bred to a two-star will always result in two-star offspring. The effect of additional QG markers is cumulative. In other words, an animal that possesses markers for one Quality Grade gene will have additional Marbling potential when the existence of a second marker is present.

QUALITY GRADE

A recent validation research study conducted by the National Beef Cattle Evaluation Consortium (NBCEC), an independent research group consisting of Cornell University, Colorado State University, the University of Georgia, with associate relationships at Kansas State, Kentucky, and Iowa State University, found that animals with 2 Stars (homozygous) for just one GeneSTAR® Quality Grade marker produced 18% more USDA choice carcasses than animals with 0 Stars. Those with 1 Star (heterozygous) produced 6% more USDA choice carcasses than those with 0 Stars. NBCEC announced at the 2005 Beef Improvement Federation meeting that the combined effect of TG5 (M1) and M2 could increase Quality Grade up to 24.8%.

By combining DNA tests with other information, such as EPDs, it is possible to make breeding decisions that are based on more precise information regarding each individual animal's genetics and to ultimately shorten the time and number of generations necessary to see practical results. As can be seen in the table below, dramatic differences in the percentage of animals grading choice can be seen when comparing 0-Star and 4-Star animals. It is also interesting to note that in this study, 100% of animals that were 4 STARS, were also Choice or higher.

GeneSTAR® Quality Grade Results (% Choice)

	0	★	★★	★★★	★★★★	Difference
Charolais/Angus Trial	49%	54%	55%	65%	100%	51%
Commercial Angus Cross Trial	59%	67%	69%	71%	100%	41%

Independent 3rd party study

The value of Choice over Select is well documented for individual steers and feeder heifers. What is often overlooked however is the value difference between sires, when their impact on a trait like Quality Grade is measured. The difference in Percent Choice can be very valuable as evidenced by examples in the table below.

With the potential for up to four Stars (2 for each QG marker), it is interesting to note in this study that the frequency, or total number of animals that carry 4 Stars, is just 3 tenths of one percent. (Table below) What this shows is the huge potential to increase Quality Grades, through the selection and mating of those rare individuals with the highest occurrence of ALL available GeneSTAR® markers. As you multiply this across the spectrum of all segments of our industry, the results will be exponential.

Genotype Frequencies

0 Stars	1 Star	2 Stars	3 Stars	4 Stars
37%	40%	18%	4%	.3%

TENDERNESS

Tenderness, one of the traits that affect total eating quality the most, is also one of the most difficult and expensive to measure. A significant investment has been made to identify this trait through exhaustive studies of Shear Force tests on thousands of carcass samples by examination of Warner-Bratzler Shear Force tests (WBSF). Industry analysts report as much as 24% of the beef product produced is unsatisfactorily tough, as identified by WBSF. The initial validation Tenderness study showed that animals who carry 2 Stars for just one GeneSTAR® Tenderness marker can reduce this factor to less than 12%, and those rare individuals that carry 6 Stars, (homozygous for all three Tenderness markers), can reduce this figure dramatically, as rated unacceptably tough by consumers. Research on just one GeneSTAR® marker conducted by Meat Animal Research Center (MARC) showed a similar 11% improvement in Tenderness.

“A 10 percent difference in the WBSF of steaks is predicted to garner a 1.41 percent higher price in the Prime grade, a 2.49 percent higher price in CAB®, a 3.55 percent higher price in Choice, and a 4.2 percent higher price in Select.” While post-mortem technology could reduce the tenderness failure rate of top sirloin steaks to 18 percent, selective breeding with the top 25% of sires with desirable carcass traits combined with post-mortem technology could reduce the failure to 5%.” “A 10 percent improvement in beef tenderness results in approximately a 1 percent improvement to industry revenue ... \$150 - \$170 million.”

-NCBA Carcass Merit Project 2004

For hundreds of years, we evaluated livestock by visual appraisal. Performance weights and measurements were next in our quest to develop numerical valuations through Estimated Breeding Values or EBVs. EPDs were then developed through mathematical formulas to help explain the differences between animals, and most recently, Ultrasound has given us a glimpse under the hide to help increase the accuracy and value of EPDs for carcass merit.

Although EPDs must still be referenced to help explain markers yet to be identified, logical minds have recognized DNA as the next step in the evolution of evaluation technology, and is the only method that describes any part of an animal's genetic makeup.

Reference Sires

A Touchstone O264 QKSLVR

Birth Date: 3-2-2004 Bull +14892578 Tattoo: 0264
 #Finks 5522-6148 #Emulation N Bar 5522
 Touchstone 187 True North Finks Proud Formera 614
 12794460 Tail N 900 CSF Chase 700
 Tail N 0566

#Lovana (GDF) #PS Power Play (GDF)
 Ankony Ann 43W70 Tail N 2163
 11415628 Ankony Ann 13E28 +Ankonian Beacon
 Ankony Ann P1165

\$W	
+24.03	
\$F	%IMF
+9.68	+0.02
\$G	UREA
+15.17	+0.33
\$B	UFAT
+25.49	-0.005

CED	BEPD	WEPD	YEPD	CEM	MILK						
+6	.38	+5	.62	+41	.61	+66	.22	+13	.15	+7	.18

- Long, heavily muscled and structurally near perfect.
- Dam is our \$16,500 triple-bred Lovana donor cow who weaned 5@110 in Ankony herd.
- Proven calving-ease sire.

Quality Grade		Genestar® Tenderness			B.I.A. Ultrasound Tenderness	B.I.A. Ribeye Shape Score	B.I.A. REA/ CWT Ratio
M1	M2	T1	T2	T3			
	★	★★	★	★	27	.76	1.14



Touchstone 0264 QKSLVR

B Touchstone O354 EZ2CALVE

Birth Date: 3-23-2004 Bull +14905628 Tattoo: 0354
 #N Bar Emulation EXT #Emulation N Bar 5522
 GAR EXT 4344 N Bar Primrose 2424
 +12304172 +GAR Scotch Cap 509 #Scotch Cap
 Rita 5H11 of 1B14 Rito 9J9

Touchstone 24 K Tail N Emulous 785
 Miss Touchstone 56 L84AD8 Tail N 725
 12602786 Tail N 900 CSF Chase 700
 Tail N 0566

\$W	
+15.74	
\$F	%IMF
+13.03	+0.05
\$G	UREA
+9.16	+0.27
\$B	UFAT
+22.73	+0.035

CED	BEPD	WEPD	YEPD	CEM	MILK						
-1	.35	+4.0	.63	+40	.62	+69	.18	+7	.13	+6	.17

- Homozygous for all known tenderness markers and the M1 marbling marker.
- Had most impressive sire group in 2006 with 45 calves at 102 overall weaning average.
- Outstanding 11-year-old donor dam with an average weaning ratio of 108.

Quality Grade		Genestar® Tenderness			B.I.A. Ultrasound Tenderness	B.I.A. Ribeye Shape Score	B.I.A. REA/ CWT Ratio
M1	M2	T1	T2	T3			
★★		★★	★★	★★	27	.53	1.10



Touchstone 0354 EZ2CALVE

C Touchstone 0163 Casanova

Birth Date: 3-14-2003 Bull +14608756 Tattoo: 0163
 #N Bar Emulation EXT #Emulation N Bar 5522
 GAR EXT 4344 N Bar Primrose 2424
 +12304172 +GAR Scotch Cap 509 #Scotch Cap
 Rita 5H11 of 1B14 Rito 9J9

CSF Chase 700 Prairie Eden Power Play 7
 Tail N 900 Tail N 2091
 12056539 Tail N 0566 Tail N Image 2747
 Jumbos Pride Willabend 98B

\$W	
+13.18	
\$F	%IMF
+12.80	+0.19
\$G	UREA
+18.56	+0.80
\$B	UFAT
+31.82	+0.032

CED	BEPD	WEPD	YEPD	CEM	MILK						
+1	.34	+3.9	.57	+38	.56	+68	.51	+9	.15	+3	.20

- Flawless phenotype with exceptional length and muscle.
- Dam was Tail 900, also the dam of Touchstone True North 187.
- 7-Star GeneStar rating with progeny scoring well on ultrasound tenderness scores.

Quality Grade		Genestar® Tenderness			B.I.A. Ultrasound Progeny	B.I.A. Ribeye Progeny	B.I.A. REA/ CWT Progeny
M1	M2	T1	T2	T3			
★★		★	★★	★★	25.4	.66	1.21



Touchstone 0163 Casanova

D Isu Imaging Q 9111

Birth Date: 4-11-1999 Bull 13567604 Tattoo: 9111
 #Scotch Cap #PS Power Play (GDF)
 GT Expo #Hoff Band 07 of SC 509
 #11160688 #GT Pine Siskin #Pine Drive Big Sky
 #GT Pioneer Shoshone

#Gardens Prime Time #RR Traveler 5204
 Summitcrest Pride 351F #Green Garden Susie 1246 S1
 12687010 Summitcrest Pride 007C #KMA Highroller 5025
 Summitcrest Pride 156A

\$W	
+23.88	
\$F	%IMF
+37.12	+0.53
\$G	UREA
+29.17	+0.27
\$B	UFAT
+54.72	-0.007

CED	BEPD	WEPD	YEPD	CEM	MILK						
+2	.62	+1.8	.88	+44	.88	+94	.83	+7	.34	+25	.63

- Excellent overall EPD package and in the top 2% for IMF, \$G and \$B.
- Sires structurally correct, thick made, deep bodied calves with excellent dispositions.
- Progeny scored well on BIA ultrasound tenderness.

Quality Grade		Genestar® Tenderness			B.I.A. Ultrasound Progeny	B.I.A. Ribeye Progeny	B.I.A. REA/ CWT Progeny
M1	M2	T1	T2	T3			
★	★	★★	★★	★★	25.6	.66	1.15



ISU Imaging Q 9111

036

Touchstone O 36

Birth Date: 2-10-2006

Bull +15480993

Tattoo: 036

#GT Expo
Isu Imaging Q 9111
13567604 Summitcrest Pride 351F

#Scotch Cap
#GT Pine Siskin
#Gardens Prime Time
Summitcrest Pride 007C

\$W	
+21.30	
\$F	%IMF
+11.75	I+.25
\$G	UREA
+18.51	I+.17
\$B	UFAT
+29.29	I+.014

Touchstone 24 K
Miss Touchstone 56 L84AD8
12602786 Tail N 900

Tail N Emulous 785
Tail N 725
CSF Chase 700
Tail N 0566

CED	BE PD	WE PD	YE PD	CEM	MILK						
I+1	.05	I+1.7	.05	I+33	.05	I+65	.05	I+6	.05	I+16	.05

• Rare 9-star bull combined with performance and phenotype. The random occurrence of 9-star individuals among Angus cattle is about 1 in 1,100. 68 lb. ET BW with balanced EPD package. Outstanding 11-year-old donor dam with an average weaning ratio of 108. Retaining 1/2 semen interest.

Quality Grade		Genestar® Tenderness			B.I.A. Ultrasound	B.I.A. Ribeye	B.I.A. REA/ CWT
M1	M2	T1	T2	T3	Tenderness	Shape Score	Ratio
★	★★	★★	★★	★★	26	.61	1.05

046

Touchstone O 46

Birth Date: 2-14-2006

Bull +15480998

Tattoo: 046

#GT Expo
Isu Imaging Q 9111
13567604 Summitcrest Pride 351F

#Scotch Cap
#GT Pine Siskin
#Gardens Prime Time
Summitcrest Pride 007C

\$W	
+22.70	
\$F	%IMF
+19.59	I+.34
\$G	UREA
+22.92	I+.16
\$B	UFAT
+39.05	I+.007

#N Bar Emulation EXT
Ankony Eriskay 039R
12457480 #Ankony Eriskay 006N4

#Emulation N Bar 5522
N Bar Primrose 2424
#Lovana (GDF)
Ankony Eriskay 39A99

CED	BE PD	WE PD	YE PD	CEM	MILK						
I+3	.05	I+1.7	.05	I+36	.05	I+74	.05	I+7	.05	I+21	.05

• Top herd bull prospect. Long, heavily muscled and structurally correct. Dam is a 12-year-old EXT/Lovana bred cow still going strong with a weaning ratio of 106.
• Full brothers sell as lots 066, 076, 086 and 63R. Retaining 1/2 semen interest.

Quality Grade		Genestar® Tenderness			B.I.A. Ultrasound	B.I.A. Ribeye	B.I.A. REA/ CWT
M1	M2	T1	T2	T3	Tenderness	Shape Score	Ratio
★★		★	★★	★★	26	.72	1.26

066

Touchstone O 66

Birth Date: 2-14-2006

Bull +15481000

Tattoo: 066

#GT Expo
Isu Imaging Q 9111
13567604 Summitcrest Pride 351F

#Scotch Cap
#GT Pine Siskin
#Gardens Prime Time
Summitcrest Pride 007C

\$W	
+22.70	
\$F	%IMF
+19.59	I+.34
\$G	UREA
+22.92	I+.16
\$B	UFAT
+39.05	I+.007

#N Bar Emulation EXT
Ankony Eriskay 039R
12457480 #Ankony Eriskay 006N4

#Emulation N Bar 5522
N Bar Primrose 2424
#Lovana (GDF)
Ankony Eriskay 39A99

CED	BE PD	WE PD	YE PD	CEM	MILK						
I+3	.05	I+1.7	.05	I+36	.05	I+74	.05	I+7	.05	I+21	.05

• Homozygous for all tenderness markers combined with low BIA ultrasound tenderness score. The random occurrence of 6-star tenderness Angus individuals is about 1 in 330. Dam is a 12-year-old EXT/Lovana bred cow still going strong with a weaning ratio of 106. Full brothers sell as Lots 046, 076, 086 and 63R. Retaining 1/2 semen interest.

Quality Grade		Genestar® Tenderness			B.I.A. Ultrasound	B.I.A. Ribeye	B.I.A. REA/ CWT
M1	M2	T1	T2	T3	Tenderness	Shape Score	Ratio
★	★	★★	★★	★★	25	.64	1.18

076

Touchstone O 76

Birth Date: 2-16-2006

Bull +15496104

Tattoo: 076

#GT Expo
Isu Imaging Q 9111
13567604 Summitcrest Pride 351F

#Scotch Cap
#GT Pine Siskin
#Gardens Prime Time
Summitcrest Pride 007C

\$W	
+22.70	
\$F	%IMF
+19.59	I+.34
\$G	UREA
+22.92	I+.16
\$B	UFAT
+39.05	I+.007

#N Bar Emulation EXT
Ankony Eriskay 039R
12457480 #Ankony Eriskay 006N4

#Emulation N Bar 5522
N Bar Primrose 2424
#Lovana (GDF)
Ankony Eriskay 39A99

CED	BE PD	WE PD	YE PD	CEM	MILK						
I+3	.05	I+1.7	.05	I+36	.05	I+74	.05	I+7	.05	I+21	.05

• Dam is a 12-year-old EXT/Lovana bred cow still going strong with a weaning ratio of 106. Full brothers sell as Lots 046, 066, 086 and 63R. Retaining 1/2 semen interest.

Quality Grade		Genestar® Tenderness			B.I.A. Ultrasound	B.I.A. Ribeye	B.I.A. REA/ CWT
M1	M2	T1	T2	T3	Tenderness	Shape Score	Ratio
★	★	★	★★	★★	25	.68	1.22

086

Touchstone O 86

Birth Date: 2-17-2006

Bull +15496105

Tattoo: 086

#GT Expo
Isu Imaging Q 9111
13567604 Summitcrest Pride 351F

#Scotch Cap
#GT Pine Siskin
#Gardens Prime Time
Summitcrest Pride 007C

\$W	
+22.70	
\$F	%IMF
+19.59	I+.34
\$G	UREA
+22.92	I+.16
\$B	UFAT
+39.05	I+.007

#N Bar Emulation EXT
Ankony Eriskay 039R
12457480 #Ankony Eriskay 006N4

#Emulation N Bar 5522
N Bar Primrose 2424
#Lovana (GDF)
Ankony Eriskay 39A99

CED	BE PD	WE PD	YE PD	CEM	MILK						
I+3	.05	I+1.7	.05	I+36	.05	I+74	.05	I+7	.05	I+21	.05

• Super phenotype and performance. Dam is a 12-year-old EXT/Lovana bred cow still going strong with a weaning ratio of 106. Full brothers sell as Lots 046, 066, 076 and 63R.
• Retaining 1/2 semen interest.

Quality Grade		Genestar® Tenderness			B.I.A. Ultrasound	B.I.A. Ribeye	B.I.A. REA/ CWT
M1	M2	T1	T2	T3	Tenderness	Shape Score	Ratio
		★	★	★★	2	.77	1.02

0136

Touchstone O 136

Birth Date: 3-17-2006

Bull +15508043

Tattoo: 0136

#GT Expo
Isu Imaging Q 9111
13567604 Summitcrest Pride 351F

#Scotch Cap
#GT Pine Siskin
#Gardens Prime Time
Summitcrest Pride 007C

\$W	
+22.01	
\$F	%IMF
+17.58	
\$G	UREA
+27.14	
\$B	UFAT
+38.85	

#Vance Top Dawg
Miss Touchstone 093 L84AD8
+14520422 Miss Touchstone 56 L84AD8

#Wagner Graham Corbinaire 624
Spurs Emulous Raven 14
Touchstone 24 K
Tail N 900

CED	BE PD	WE PD	YE PD	CEM	MILK						
I-1	.05	I+2.0	.05	I+36	.05	I+72	.05	I+3	.05	I+19	.05

• Homozygous for all tenderness markers combined with low BIA ultrasound tenderness score.
• Dam is an own daughter of Vance Top Dawg.

Quality Grade		Genestar® Tenderness			B.I.A. Ultrasound	B.I.A. Ribeye	B.I.A. REA/ CWT
M1	M2	T1	T2	T3	Tenderness	Shape Score	Ratio
★	★	★★	★★	★★	25	.62	1.19



ISU Imaging Q 9111



TOUCHSTONE™

ANGUS



Touchstone 5R

Birth Date: 2-19-2006 Bull 15478771 Tattoo: 5R

#PAPA Durabull 9805
Touchstone 0102 RECRE8
+14182459 Miss Touchstone 38 2DAZZLU

#Scotch Cap
#Envious Blackbird DHD 3811
#Finks 5522-6148
Tail N 727

\$W	
+24.20	
\$F	%IMF
+13.64	1+.09
\$G	UREA
+14.64	1+.31
\$B	UFAT
+28.86	1+.005

#Finks 5522-6148
Miss Touchstone 129 Le Fox
+13363211 Tail N 788

#Emulation N Bar 5522
#Finks Proud Formera 614
CSF Chase 700
Tail N 0399

CED	BE PD	WE PD	YE PD	CEM	MILK						
+4	.22	+1.9	.35	+41	.28	+70	.17	+7	.11	+14	.12

• Out of an own daughter of Finks 5522-6148 with a weaning ratio 4@107.

BW Ratio	WW Ratio	Genestar® Tenderness			B.I.A. Ultrasound	B.I.A. Ribeye	B.I.A. REA/ CWT
79	597	T1	T2	T3	Tenderness	Shape Score	Ratio
103	123	★★	★	★★	25	.69	1.14



Touchstone 6R

Birth Date: 2-20-2006 Bull 15478796 Tattoo: 6R

+GAR EXT 4344
Touchstone 0163 Casanova
+14608756 Tail N 900

#N Bar Emulation EXT
+GAR Scotch Cap 509
CSF Chase 700
Tail N 0566

\$W	
+20.86	
\$F	%IMF
+14.63	1+.11
\$G	UREA
+15.28	1+.43
\$B	UFAT
+30.15	1+.013

GAR Precision 7013
Ankony Blackcap R243
12342257 Ankony Blackcap 55A2

#GAR Precision 1680
#9J9 GAR 326
Ankony Cornerstone
Ankony Blackcap 05T99

CED	BE PD	WE PD	YE PD	CEM	MILK						
+1	.21	+3.2	.37	+41	.30	+71	.18	+7	.07	+13	.09

• Rare 6-star tenderness bull.

• The random occurrence of 6-star tenderness individuals among Angus cattle is about 3 in 100.

• Dam is 12 years old with an average weaning ratio of 111.

BW Ratio	WW Ratio	Genestar® Tenderness			B.I.A. Ultrasound	B.I.A. Ribeye	B.I.A. REA/ CWT
82	548	T1	T2	T3	Tenderness	Shape Score	Ratio
108	113	★★	★★	★★	27	.68	1.00



Touchstone 10R

Birth Date: 2-20-2006 Bull 15478785 Tattoo: 10R

Touchstone 187 True North
Touchstone 0264 QKSLVR
+14892578 Ankony Ann 43W70

#Finks 5522-6148
Tail N 900
#Lovana (GDF)
Ankony Ann 13E28

\$W	
+24.57	
\$F	%IMF
+8.64	1+.01
\$G	UREA
+12.33	1+.15
\$B	UFAT
+21.67	1-.005

+GAR Evas Exceptional
Miss Touchstone 181 4U2LUV
#14020637 Tail N 4118

#N Bar Emulation EXT
GAR Evas RR Traveler 511
+Tail N Emulous 98
Tail N 1060

CED	BE PD	WE PD	YE PD	CEM	MILK						
+9	.22	-1.1	.37	+36	.30	+63	.12	+11	.08	+11	.08

• Calving-ease prospect with a -1.1 BW EPD.

• Dam achieved Pathfinder status this year 4@105.

BW Ratio	WW Ratio	Genestar® Tenderness			B.I.A. Ultrasound	B.I.A. Ribeye	B.I.A. REA/ CWT
70	497	T1	T2	T3	Tenderness	Shape Score	Ratio
91	102	★	★	★	30	.68	1.28



Touchstone 11R

Birth Date: 2-21-2006 Bull 15480986 Tattoo: 11R

#GT Expo
Isu Imaging Q 9111
13567604 Summitcrest Pride 351F

#Scotch Cap
#GT Pine Siskin
#Gardens Prime Time
Summitcrest Pride 007C

\$W	
+25.07	
\$F	%IMF
+24.76	1+.31
\$G	UREA
+24.42	1+.24
\$B	UFAT
+44.80	1-.004

#Gardens EXT 4137 S2
Miss Touchstone 291 LEFOX
14020047 +Miss Touchstone 137 Lefox

#N Bar Emulation EXT
#Green Garden Bonnie 1134 S1
#Finks 5522-6148
Tail N 788

CED	BE PD	WE PD	YE PD	CEM	MILK						
+5	.27	+1.2	.38	+41	.31	+81	.25	+9	.13	+21	.18

• Calving-ease prospect combined with growth and carcass potential.

• Out of a good cow with a weaning ratio of 3@107.

BW Ratio	WW Ratio	Genestar® Tenderness			B.I.A. Ultrasound	B.I.A. Ribeye	B.I.A. REA/ CWT
74	499	T1	T2	T3	Tenderness	Shape Score	Ratio
96	102	★★	★★	★	25	.59	1.26



Touchstone 14R

Birth Date: 2-21-2006 Bull 15478830 Tattoo: 14R

+GAR EXT 4344
Touchstone 0354 E2ZCALVE
+14905628 Miss Touchstone 56 L84AD8

#N Bar Emulation EXT
+GAR Scotch Cap 509
Touchstone 24 K
Tail N 900

\$W	
+16.25	
\$F	%IMF
+5.43	1+.05
\$G	UREA
+12.81	1+.24
\$B	UFAT
+17.36	1+.018

#PAPA Forte 1921
Touchstone 061 EZNITES
+14027899 Ankony Daisy 06H69

PAPA Optima 9818
PAPA Envious Blackbird 8832
#Ankony Cornhusker
Ankony Daisy 38A67

CED	BE PD	WE PD	YE PD	CEM	MILK						
+4	.21	+2.3	.35	+29	.28	+57	.09	+7	.08	+9	.06

• This bull is exceptionally correct and balanced in appearance.

• Should work as a calving-ease bull.

BW Ratio	WW Ratio	Genestar® Tenderness			B.I.A. Ultrasound	B.I.A. Ribeye	B.I.A. REA/ CWT
75	438	T1	T2	T3	Tenderness	Shape Score	Ratio
97	90	★	★	★	26	.75	1.16



Touchstone 21R

Birth Date: 2-27-2006 Bull 15478775 Tattoo: 21R

Touchstone 187 True North
Touchstone 0264 QKSLVR
+14892578 Ankony Ann 43W70

#Finks 5522-6148
Tail N 900
#Lovana (GDF)
Ankony Ann 13E28

\$W	
+27.13	
\$F	%IMF
+13.92	1+.01
\$G	UREA
+11.69	1+.23
\$B	UFAT
+27.63	1-.005

#Finks 5522-6148
Miss Touchstone 147 Legem
+12794456 Tail N 788

#Emulation N Bar 5522
Finks Proud Formera 614
CSF Chase 700
Tail N 0399

CED	BE PD	WE PD	YE PD	CEM	MILK						
+1	.22	+2.3	.37	+48	.30	+73	.09	+9	.09	+13	.08

• Moderately framed, deep bodied and lots of muscle.

• Outstanding dam by 6148 with 7@109.

BW Ratio	WW Ratio	Genestar® Tenderness			B.I.A. Ultrasound	B.I.A. Ribeye	B.I.A. REA/ CWT
82	625	T1	T2	T3	Tenderness	Shape Score	Ratio
106	128	★★		★	29	.70	1.25



Touchstone 22R

Birth Date: 3-1-2006 Bull 15480989 Tattoo: 22R

#GT Expo
Isu Imaging Q 9111
13567604 Summitcrest Pride 351F

#Scotch Cap
#GT Pine Siskin
#Gardens Prime Time
Summitcrest Pride 007C

\$W	
+23.07	
\$F	%IMF
+19.20	1+.34
\$G	UREA
+27.82	1+.15
\$B	UFAT
+41.97	1-.003

Touchstone 187 True North
Miss Touchstone 400 E2ZC
13668864 Miss Touchstone 165 E2ZC

#Finks 5522-6148
Tail N 900
#+GAR Sleep Easy 1009
Miss Touchstone 34 12CELEBR8

CED	BE PD	WE PD	YE PD	CEM	MILK						
+6	.26	+3	.38	+37	.32	+74	.25	+10	.12	+15	.19

• Great calving-ease prospect with a terrific EPD package.

BW Ratio	WW Ratio	Genestar® Tenderness			B.I.A. Ultrasound	B.I.A. Ribeye	B.I.A. REA/ CWT
68	455	T1	T2	T3	Tenderness	Shape Score	Ratio
88	98	★	★★	★★	26	.76	1.09



Touchstone 23R

Birth Date: 3-1-2006 Bull 15480987 Tattoo: 23R

#GT Expo
Isu Imaging Q 9111
13567604 Summitcrest Pride 351F

#Scotch Cap
#GT Pine Siskin
#Gardens Prime Time
Summitcrest Pride 007C

\$W	
+21.80	
\$F	%IMF
+28.32	1+.28
\$G	UREA
+18.35	1+.12
\$B	UFAT
+39.77	1+.016

#Larks Canyon 74D4
Miss Touchstone 031 XLNT1
+14020093 Tail N 788

#N Bar Emulation EXT
Larks Miss Bando 74A
CSF Chase 700
Tail N 0399

CED	BE PD	WE PD	YE PD	CEM	MILK						
-2	.26	+3.5	.35	+45	.28	+86	.23	+4	.13	+20	.16

• Rare 6-star DNA tenderness bull with 1-M1 and 1-M2 for marbling. The random occurrence of 6-star tenderness individuals among Angus cattle is about 3 in 100. Dam is a great Larks Canyon 23D4 daughter with average weaning ratio of 106. Top adjusted yearling weight bull and highest post weaning gain of group. Retaining 1/2 semen interest.

BW Ratio	WW Ratio	Genestar® Tenderness			B.I.A. Ultrasound	B.I.A. Ribeye	B.I.A. REA/ CWT
91	550	T1	T2	T3	Tenderness	Shape Score	Ratio
118	113	★★	★★	★★	27	.69	.92

Tallgrass Beef is beef that's healthy for the consumer, healthy for the environment, and financially healthy for the farmers.

It's beef that's 100% grass-fed and grass finished, raised on small farms by stewards of the land. Our cattle spend their lives on the open range or improved pastures, eating only natural forages — no artificial growth hormones, animal by-products, supplements, or antibiotics.

The result is beef that's actually healthy to eat because it's high in Omega-3s and CLAs and low in saturated fat and cholesterol. The benefits are so remarkable that the Union of Concerned Scientists just released a report outlining the astounding benefits of grass-fed beef.

As for taste? Well, thanks to our extensive genetics and forage research, Tallgrass Beef has the true taste of beef from the Great American West.

So come join our movement as a producer partner. To learn more, log on to www.tallgrassbeef.com or call 877-822-8283.

AS PURE AS THE PRAIRIE.



www.tallgrassbeef.com

Copyright ©2006, Tallgrass Beef Company, LLC. All rights reserved.

Touchstone Angus • 7



Touchstone 28R

Birth Date: 3-3-2006 Bull 15478839 Tattoo: 28R

+GAR EXT 4344
Touchstone 0354 E2ZCALVE
+14905628 Miss Touchstone 56 L84AD8

#N Bar Emulation EXT
+GAR Scotch Cap 509
Touchstone 24 K
Tail N 900

\$W	
+25.29	
\$F	%IMF
+10.44	1+.11
\$G	UREA
+14.54	1+.32
\$B	UFAT
+26.05	1+.017

#Bon View Spectrum 1176
Miss Touchstone 83 12CELEBR8
14475462 Miss Touchstone 461 2CELEBR8

BF Rainman 9118 117
Bon View Gammer 1324
Touchstone 187 True North
Miss Touchstone 67 12CELEBR8

CED	BE PD	WE PD	YE PD	CEM	MILK	
+7	.22 +.0	.37 +.39	.30 +.66	.10 +.10	.08 +.12	.07

- Outstanding calving-ease prospect with terrific growth.
- Dam has an exceptional weaning ratio of 2@111.
- Bull has an average daily gain of 3.4 lbs. over 159 days since the day he was weaned.

BW Ratio	WW Ratio	Genestar® Tenderness			B.I.A. Ultrasound	B.I.A. Ribeye	B.I.A. REA/ CWT
64	518	T1	T2	T3	Tenderness	Shape Score	Ratio
86	106	★	★★	★★	29	.74	1.24



Touchstone 42R

Birth Date: 3-9-2006 Bull 15478837 Tattoo: 42R

+GAR EXT 4344
Touchstone 0354 E2ZCALVE
+14905628 Miss Touchstone 56 L84AD8

#N Bar Emulation EXT
+GAR Scotch Cap 509
Touchstone 24 K
Tail N 900

\$W	
+16.68	
\$F	%IMF
+1.05	1+.04
\$G	UREA
+12.49	1+.27
\$B	UFAT
+14.43	1+.023

Tail N 7047
13110613 Tail N 3249

Tail N Emulous 4124
Tail N Emulous 1490
Tail N 0663
Tail N Emulous 489
Tail N 0296

CED	BE PD	WE PD	YE PD	CEM	MILK	
-6	.20 +3.6	.36 +.33	.29 +.54	.09 +.01	.05 +.08	.07

- Dam is a great and young-looking 11-year-old Tail N Emulous cow.

BW Ratio	WW Ratio	Genestar® Tenderness			B.I.A. Ultrasound	B.I.A. Ribeye	B.I.A. REA/ CWT
90	458	T1	T2	T3	Tenderness	Shape Score	Ratio
117	94	★★	★	★	26	.70	1.26



Touchstone 36R

Birth Date: 3-6-2006 Bull 15478769 Tattoo: 36R

+GAR EXT 4344
Touchstone 0354 E2ZCALVE
+14905628 Miss Touchstone 56 L84AD8

#N Bar Emulation EXT
+GAR Scotch Cap 509
Touchstone 24 K
Tail N 900

\$W	
+22.96	
\$F	%IMF
+11.05	
\$G	UREA
N/A	
\$B	UFAT
N/A	

#+GAR Expectation 4915
Miss Touchstone 123 2IMAGEN
14475481 Tail N 788

#N Bar Emulation EXT
GAR Traveler 2421
CSF Chase 700
Tail N 0399

CED	BE PD	WE PD	YE PD	CEM	MILK	
+4	.22 +2.0	.37 +.40	.30 +.67	.10 +.08	.08 +.11	.07

- Nice, smoothly made calving-ease prospect.

BW Ratio	WW Ratio	Genestar® Tenderness			B.I.A. Ultrasound	B.I.A. Ribeye	B.I.A. REA/ CWT
77	517	T1	T2	T3	Tenderness	Shape Score	Ratio
103	106	★	★★	★★	27	.60	1.14



Touchstone 44R

Birth Date: 3-10-2006 Bull 15478821 Tattoo: 44R

Touchstone 187 True North
0264 QKSLVR
+14892578 Ankony Ann 43W70

#Finks 5522-6148
Tail N 900
#Lovana (GDF)
Ankony Ann 13E28

\$W	
+23.92	
\$F	%IMF
+3.19	1+.05
\$G	UREA
+15.13	1+.21
\$B	UFAT
+19.65	1-.005

Touchstone 187 True North
Miss Touchstone 450 LEGACEE
13668879 Miss Touchstone 47 Legacee

#Finks 5522-6148
Tail N 900
#Finks 5522-6148
Tail N 736

CED	BE PD	WE PD	YE PD	CEM	MILK	
+12	.22 -2.0	.37 +.35	.30 +.57	.11 +.15	.07 +.06	.07

- Triple-bred 6148 bull.
- This calf was a twin grafted onto a heifer.

BW Ratio	WW Ratio	Genestar® Tenderness			B.I.A. Ultrasound	B.I.A. Ribeye	B.I.A. REA/ CWT
52	436	T1	T2	T3	Tenderness	Shape Score	Ratio
68	90	★★	★	★	27	.73	1.14



Touchstone 38R

Birth Date: 3-7-2006 Bull 15478791 Tattoo: 38R

+GAR EXT 4344
Touchstone 0354 E2ZCALVE
+14905628 Miss Touchstone 56 L84AD8

#N Bar Emulation EXT
+GAR Scotch Cap 509
Touchstone 24 K
Tail N 900

\$W	
+23.18	
\$F	%IMF
+11.65	1+.04
\$G	UREA
+11.39	1+.30
\$B	UFAT
+24.25	1+.018

Summitcrest EXT 1C10
Miss Touchstone 230 LUVLEE1
13668877 Miss Touchstone 27 Luvlee1

#N Bar Emulation EXT
#Summitcrest Pixie 1R93
#Bon View Emulation EXT 473
Tail N 5119

CED	BE PD	WE PD	YE PD	CEM	MILK	
+0	.21 +2.9	.36 +.41	.31 +.68	.12 +.05	.08 +.15	.08

- Very impressive bull from the start with loads of performance.
- Outstanding young dam has weaned 4@108.

BW Ratio	WW Ratio	Genestar® Tenderness			B.I.A. Ultrasound	B.I.A. Ribeye	B.I.A. REA/ CWT
79	553	T1	T2	T3	Tenderness	Shape Score	Ratio
103	114	★	★	★	26	.70	1.29



Touchstone 46R

Birth Date: 3-13-2006 Bull 15478777 Tattoo: 46R

+GAR EXT 4344
Touchstone 0354 E2ZCALVE
+14905628 Miss Touchstone 56 L84AD8

#N Bar Emulation EXT
+GAR Scotch Cap 509
Touchstone 24 K
Tail N 900

\$W	
+17.83	
\$F	%IMF
+17.64	1+.07
\$G	UREA
+11.02	1+.19
\$B	UFAT
+27.77	1+.017

#+GAR Expectation 4915
Miss Touchstone 0152 EZGOIN
+14140130 #Ankony Princess 29W40

#N Bar Emulation EXT
GAR Traveler 2421
#Lovana (GDF)
Ankony Princess 14F88

CED	BE PD	WE PD	YE PD	CEM	MILK	
+1	.22 +3.7	.35 +.41	.27 +.74	.06 +.07	.09 +.10	.06

- Rare 6-star DNA tenderness bull.
- The random occurrence of 6-star tenderness individuals among Angus cattle is about 3 in 100.

BW Ratio	WW Ratio	Genestar® Tenderness			B.I.A. Ultrasound	B.I.A. Ribeye	B.I.A. REA/ CWT
85	489	T1	T2	T3	Tenderness	Shape Score	Ratio
111	100	★★	★★	★★			



Touchstone 41R

Birth Date: 3-7-2006 Bull 15478772 Tattoo: 41R

Touchstone 187 True North
0264 QKSLVR
+14892578 Ankony Ann 43W70

#Finks 5522-6148
Tail N 900
#Lovana (GDF)
Ankony Ann 13E28

\$W	
+27.90	
\$F	%IMF
+13.86	1+.05
\$G	UREA
+13.60	1+.26
\$B	UFAT
+28.42	1-.003

#+GAR Expectation 4915
Miss Touchstone 132 LE Fox
#14140115 +Miss Touchstone 039 Le Fox

#N Bar Emulation EXT
GAR Traveler 2421
#Finks 5522-6148
Tail N 788

CED	BE PD	WE PD	YE PD	CEM	MILK	
+8	.22 +.6	.37 +.43	.30 +.71	.11 +.12	.09 +.16	.08

- This may be one of the top bulls in the sale for overall performance.
- Dam was awarded Pathfinder status this year with 3@113.
- Will work as a heifer bull but with excellent growth and carcass traits.

BW Ratio	WW Ratio	Genestar® Tenderness			B.I.A. Ultrasound	B.I.A. Ribeye	B.I.A. REA/ CWT
74	544	T1	T2	T3	Tenderness	Shape Score	Ratio
97	112	★★	★	★★	27	.78	1.06



Touchstone 50R

Birth Date: 3-17-2006 Bull 15478806 Tattoo: 50R

+GAR EXT 4344
Touchstone 0354 E2ZCALVE
+14905628 Miss Touchstone 56 L84AD8

#N Bar Emulation EXT
+GAR Scotch Cap 509
Touchstone 24 K
Tail N 900

\$W	
+12.08	
\$F	%IMF
-1.34	1+.12
\$G	UREA
+17.06	1+.29
\$B	UFAT
+13.51	1+.017

#GT Expo
Miss Touchstone 323 ZDEVINE
14473766 Miss Touchstone 158 2DEVINE

#Scotch Cap
#GT Pine Siskin
Summitcrest EXT 1C10
Tail N 725

CED	BE PD	WE PD	YE PD	CEM	MILK	
-4	.21 +4.1	.34 +.24	.25 +.48	.10 +.03	.08 +.11	.09

- This calf started behind, but has caught up and passed many in his contemporary group.
- His ADG over the first 159 days since weaning is 3.62 lbs. per day with a pen average of 2.6 lbs.

BW Ratio	WW Ratio	Genestar® Tenderness			B.I.A. Ultrasound	B.I.A. Ribeye	B.I.A. REA/ CWT
87	401	T1	T2	T3	Tenderness	Shape Score	Ratio
116	90	★★	★	★★	26	.72	1.08



Touchstone 51R

Birth Date: 3-18-2006

Bull 15478841

Tattoo: 51R

+GAR EXT 4344
Touchstone 0354 E22CALVE
+14905628 Miss Touchstone 56 L84AD8

#N Bar Emulation EXT
+GAR Scotch Cap 509
Touchstone 24 K
Tail N 900

\$W	
+19.98	
\$F	%IMF
+9.08	I+.07
\$G	UREA
+12.40	I+.26
\$B	UFAT
+23.16	I+.020

Touchstone 187 True North
Miss Touchstone L102 2BGR8
14137170 Tail N 7047

#Finks 5522-6148
Tail N Emulous 4124
Tail N 3249

CED	BEPD	WEPD	YEPD	CEM	MILK						
+1	.20	+2.0	.35	+40	.27	+65	.06	+7	.07	+4	.06

- Rare 6-star DNA tenderness bull with equally impressive ultrasound scores.
- Great heifer bull prospect with actual birth weight of 74 lbs. and BW EPD of +2.0.

BW Ratio	WW Ratio	Genestar® Tenderness			B.I.A. Ultrasound	B.I.A. Ribeye	B.I.A. REA/ CWT
74	496	T1	T2	T3	Tenderness	Shape Score	Ratio
97	102	★★	★★	★★	26	.66	1.33



Touchstone 59R

Birth Date: 3-21-2006

Bull 15478767

Tattoo: 59R

+GAR EXT 4344
Touchstone 0354 E22CALVE
+14905628 Miss Touchstone 56 L84AD8

#N Bar Emulation EXT
+GAR Scotch Cap 509
Touchstone 24 K
Tail N 900

\$W	
+18.14	
\$F	%IMF
+21.75	I+.04
\$G	UREA
+9.81	I+.24
\$B	UFAT
+30.01	I+.015

#+GAR Expectation 4915
Miss Touchstone 042 EZGOIN
+14143009 #Ankony Princess 29W40

#N Bar Emulation EXT
GAR Traveler 2421
#Lovana (GDF)
Ankony Princess 14F88

CED	BEPD	WEPD	YEPD	CEM	MILK						
-2	.21	+4.8	.34	+46	.25	+80	.11	+6	.08	+12	.10

- Rare 6-star DNA tenderness bull with equally impressive ultrasound scores.
- Good growth bull and dam has weaned 2@118.

BW Ratio	WW Ratio	Genestar® Tenderness			B.I.A. Ultrasound	B.I.A. Ribeye	B.I.A. REA/ CWT
92	562	T1	T2	T3	Tenderness	Shape Score	Ratio
120	116	★★	★★	★★	26	.65	1.20



Touchstone 53R

Birth Date: 3-19-2006

Bull 15478817

Tattoo: 53R

Touchstone 187 True North
Touchstone 0264 QKSLVR
+14892578 Ankony Ann 43W70

#Finks 5522-6148
Tail N 900
#Lovana (GDF)
Ankony Ann 13E28

\$W	
+23.25	
\$F	%IMF
+3.62	I+.03
\$G	UREA
+12.51	I+.10
\$B	UFAT
+18.64	I+.001

Tail N Emulous 6221
Miss Touchstone 398 2CIS2NO
13124195 Tail N 788

Tail N Emulous 4124
Tail N 929
CSF Chase 700
Tail N 0399

CED	BEPD	WEPD	YEPD	CEM	MILK						
+0	.22	+1.8	.38	+39	.31	+59	.12	+7	.08	+8	.10

- This bull really stands out from the crowd and is near ideal in type.
- Combines what we've found are the top maternal genetics from the Tail N Ranch.
- Retaining 1/3 semen interest.

BW Ratio	WW Ratio	Genestar® Tenderness			B.I.A. Ultrasound	B.I.A. Ribeye	B.I.A. REA/ CWT
86	478	T1	T2	T3	Tenderness	Shape Score	Ratio
112	98	★★	★	★	27	.55	1.15



Touchstone 60R

Birth Date: 3-21-2006

Bull 15478753

Tattoo: 60R

+Touchstone 0102 RECRE8
Touchstone 103P Recre8r
14862735 Miss Touchstone 461 2CELEBR8

#PAPA Durabull 9805
Miss Touchstone 38 2DAZZLU
Touchstone 187 True North
Miss Touchstone 67 12CELEBR8

\$W	
+17.91	
\$F	%IMF
+7.77	I+.03
\$G	UREA
N/A	
\$B	UFAT
N/A	

Touchstone 187 True North
Miss Touchstone 0224 AU DIGR
+14892621 Ankony Ann 43W70

#Finks 5522-6148
Tail N 900
#Lovana (GDF)
Ankony Ann 13E28

CED	BEPD	WEPD	YEPD	CEM	MILK						
+7	.24	+2	.31	+26	.22	+51	.09	+11	.07	+8	.07

- Calving-ease bull with actual birth weight of 68 and BW EPD of +2.
- Dam is a first calf heifer and full sister to Touchstone 0264 QKSILVER.

BW Ratio	WW Ratio	Genestar® Tenderness			B.I.A. Ultrasound	B.I.A. Ribeye	B.I.A. REA/ CWT
68	453	T1	T2	T3	Tenderness	Shape Score	Ratio
97	93		★	★★	28	.67	1.25



Touchstone 54R

Birth Date: 3-19-2006

Bull 15478813

Tattoo: 54R

Touchstone 187 True North
Touchstone 0264 QKSLVR
+14892578 Ankony Ann 43W70

#Finks 5522-6148
Tail N 900
#Lovana (GDF)
Ankony Ann 13E28

\$W	
+20.73	
\$F	%IMF
+8.48	I+.09
\$G	UREA
+15.25	I+.35
\$B	UFAT
+25.29	I+.009

#Finks 5522-6148
Miss Touchstone 38 2DAZZLU
13102489 Tail N 727

#Emulation N Bar 5522
Finks Proud Formera 614
CSF Chase 700
+TN Emulous 697

CED	BEPD	WEPD	YEPD	CEM	MILK						
+3	.23	+1.9	.38	+39	.31	+64	.12	+10	.09	+6	.09

- Maternal brother to herd sire Touchstone 0102 RECRE8.
- Dam is an own daughter of 6148 and has been used as an ET donor.

BW Ratio	WW Ratio	Genestar® Tenderness			B.I.A. Ultrasound	B.I.A. Ribeye	B.I.A. REA/ CWT
79	473	T1	T2	T3	Tenderness	Shape Score	Ratio
103	97	★	★	★	28	.60	1.11



Touchstone 61R

Birth Date: 3-21-2006

Bull 15478787

Tattoo: 61R

Touchstone 187 True North
Touchstone 0264 QKSLVR
+14892578 Ankony Ann 43W70

#Finks 5522-6148
Tail N 900
#Lovana (GDF)
Ankony Ann 13E28

\$W	
+19.16	
\$F	%IMF
+2.97	I+.03
\$G	UREA
+13.61	I+.13
\$B	UFAT
+17.30	I-.003

#Gardens EXT 4137 S2
Miss Touchstone 191 WHYW8
14020097 Tail N 868

#N Bar Emulation EXT
#Green Garden Bonnie 1134 S1
Tail N Emulous 1467
Tail N 194

CED	BEPD	WEPD	YEPD	CEM	MILK						
+3	.22	+1.7	.37	+33	.30	+56	.12	+8	.09	+6	.08

- This bull should work well as a calving-ease sire.

BW Ratio	WW Ratio	Genestar® Tenderness			B.I.A. Ultrasound	B.I.A. Ribeye	B.I.A. REA/ CWT
80	448	T1	T2	T3	Tenderness	Shape Score	Ratio
104	92	★★		★	29	.76	1.21



Touchstone 58R

Birth Date: 3-20-2006

Bull 15478773

Tattoo: 58R

+GAR EXT 4344
Touchstone 0354 E22CALVE
+14905628 Miss Touchstone 56 L84AD8

#N Bar Emulation EXT
+GAR Scotch Cap 509
Touchstone 24 K
Tail N 900

\$W	
+18.47	
\$F	%IMF
+19.10	I+.09
\$G	UREA
+12.69	I+.33
\$B	UFAT
+31.29	I+.016

#Finks 5522-6148
Miss Touchstone 0132 2DFUTUR
+14182460 Miss Touchstone 189 2DFuture

#Emulation N Bar 5522
Finks Proud Formera 614
Sitz Cornhusker 6662
Tail N 900

CED	BEPD	WEPD	YEPD	CEM	MILK						
-3	.21	+4.6	.34	+45	.25	+77	.10	+6	.08	+11	.10

- Dam is an own daughter of Finks 5522-6148.
- This bull is performing very well on the simulated forage test. He is gaining 2.99 lbs. per day from the day we weaned him until February 16.

BW Ratio	WW Ratio	Genestar® Tenderness			B.I.A. Ultrasound	B.I.A. Ribeye	B.I.A. REA/ CWT
86	562	T1	T2	T3	Tenderness	Shape Score	Ratio
113	115	★★	★	★★	26	.75	1.20



Touchstone 63R

Birth Date: 3-22-2006

Bull 15480997

Tattoo: 63R

#GT Expo
Isu Imaging 09111
13567604 Summitcrest Pride 351F

#Scotch Cap
#GT Pine Siskin
#Gardens Prime Time
Summitcrest Pride 007C

\$W	
+20.43	
\$F	%IMF
+19.59	I+.34
\$G	UREA
+22.92	I+.16
\$B	UFAT
+39.05	I+.007

#N Bar Emulation EXT
Ankony Eriskay 039R
12457480 #Ankony Eriskay 006N4

#Emulation N Bar 5522
N Bar Primrose 2424
#Lovana (GDF)
Ankony Eriskay 39A99

CED	BEPD	WEPD	YEPD	CEM	MILK						
+0	.27	+2.7	.38	+36	.32	+74	.28	+6	.14	+20	.20

- Natural calf but full brother to ET's 046, 066, 076 and 086.
- Outstanding 11-year-old EXT/Lovana bred cow.
- This calf is also performing exceptionally well on the simulated forage test.

BW Ratio	WW Ratio	Genestar® Tenderness			B.I.A. Ultrasound	B.I.A. Ribeye	B.I.A. REA/ CWT
86	512	T1	T2	T3	Tenderness	Shape Score	Ratio
113	105	★	★★	★★	25	.62	1.22



Touchstone 65R

Birth Date: 3-22-2006

Bull 15478783

Tattoo: 65R

Touchstone 187 True North
Touchstone 0264 QKSLVR
+14892578 Ankony Ann 43W70

#Finks 5522-6148
Tail N 900
#Lovana (GDF)
Ankony Ann 13E28

\$W	+24.18
\$F	%IMF
\$5.18	I-.01
\$G	UREA
+11.86	I+.20
\$B	UFAT
+19.58	I-.002

Ankonian Jocko
JWK Blackbird 6104
12740160 Ankony Blackbird 198V

#N Bar Emulation EXT
Ankony Belle T8694
#+Premier Chairman 6011A
Ankony Blackbird A3756

CED	BEPD	WEPD	YEPD	CEM	MILK						
+3	.22	+2.1	.37	+40	.31	+61	.13	+9	.08	+11	.09

• This good growth calf is performing exceptionally well on the simulated forage test.

BW Ratio	WW Ratio	Genestar® Tenderness			B.I.A. Ultrasound	B.I.A. Ribeye	B.I.A. REA/ CWT
82	479	T1	T2	T3	Tenderness	Shape Score	Ratio
106	98	★		★	27	.77	1.22



Touchstone 70R

Birth Date: 3-24-2006

Bull 15478805

Tattoo: 70R

+GAR EXT 4344
Touchstone 0354 E2ZCALVE
+14905628 Miss Touchstone 56 L84AD8

#N Bar Emulation EXT
+GAR Scotch Cap 509
Touchstone 24 K
Tail N 900

\$W	+21.57
\$F	%IMF
+13.64	I+.06
\$G	UREA
+11.58	I+.21
\$B	UFAT
+25.80	I+.015

#+GAR Expectation 4915
Miss Touchstone 322 2DN12G0
14140133 Chamellia 498 2DN12G0

#N Bar Emulation EXT
GAR Traveler 2421
Tail N Emulous 6221
Tail N 4066

CED	BEPD	WEPD	YEPD	CEM	MILK						
+3	.22	+2.4	.37	+41	.30	+70	.10	+7	.08	+10	.07

• Calving-ease bull with actual birth weight of 78 and BW EPD of +2.4.

BW Ratio	WW Ratio	Genestar® Tenderness			B.I.A. Ultrasound	B.I.A. Ribeye	B.I.A. REA/ CWT
78	508	T1	T2	T3	Tenderness	Shape Score	Ratio
102	104	★★	★	★★	32	.68	1.34



Touchstone 71R

Birth Date: 3-24-2006

Bull 15478846

Tattoo: 71R

Touchstone 187 True North
Touchstone 0264 QKSLVR
+14892578 Ankony Ann 43W70

#Finks 5522-6148
Tail N 900
#Lovana (GDF)
Ankony Ann 13E28

\$W	+19.46
\$F	%IMF
+6.25	I+.02
\$G	UREA
+14.95	I+.30
\$B	UFAT
+21.11	I-.011

#Finks 5522-6148
Miss Touchstone 0291 4MFITN
+14028597 Ankony Ann 43W70

#Emulation N Bar 5522
Finks Proud Formera 614
#Lovana (GDF)
Ankony Ann 13E28

CED	BEPD	WEPD	YEPD	CEM	MILK						
+2	.23	+2.4	.35	+32	.28	+59	.10	+10	.09	+13	.06

• Here's a tightly bred 6148 bull stacked with carcass genetics.
• Dam is an own daughter of Finks 5522-6148 and our triple-bred Lovana donor Ankony Ann 37K5.

BW Ratio	WW Ratio	Genestar® Tenderness			B.I.A. Ultrasound	B.I.A. Ribeye	B.I.A. REA/ CWT
84	412	T1	T2	T3	Tenderness	Shape Score	Ratio
109	85	★★	★	★	27	.69	1.14



Touchstone 74R

Birth Date: 3-25-2006

Bull 15478825

Tattoo: 74R

+GAR EXT 4344
Touchstone 0354 E2ZCALVE
+14905628 Miss Touchstone 56 L84AD8

#N Bar Emulation EXT
+GAR Scotch Cap 509
Touchstone 24 K
Tail N 900

\$W	+23.41
\$F	%IMF
+18.32	I+.08
\$G	UREA
+10.83	I+.21
\$B	UFAT
+29.36	I+.019

#Gardens EXT 4137 S2
Miss Touchstone LEFOX
14020088 +Miss Touchstone 069 Le Fox

#N Bar Emulation EXT
#Green Garden Bonnie 1134 S1
#Finks 5522-6148
Tail N 788

CED	BEPD	WEPD	YEPD	CEM	MILK						
+2	.21	+3.1	.36	+47	.28	+77	.06	+8	.08	+12	.06

• Terrific dam with a weaning ratio of 4@108.

BW Ratio	WW Ratio	Genestar® Tenderness			B.I.A. Ultrasound	B.I.A. Ribeye	B.I.A. REA/ CWT
81	600	T1	T2	T3	Tenderness	Shape Score	Ratio
105	123	★★	★	★★	27	.63	1.09



Touchstone 75R

Birth Date: 3-25-2006

Bull 15478784

Tattoo: 75R

Touchstone 187 True North
Touchstone 0264 QKSLVR
+14892578 Ankony Ann 43W70

#Finks 5522-6148
Tail N 900
#Lovana (GDF)
Ankony Ann 13E28

\$W	+28.29
\$F	%IMF
+17.70	I+.08
\$G	UREA
+14.32	I+.28
\$B	UFAT
+32.31	I-.003

#Finks 5522-6148
Miss Touchstone 0172 2DFUTUR
#+14202096 Miss Touchstone 189 2DFuture

#Emulation N Bar 5522
Finks Proud Formera 614
Sitz Cornhusker 6662
Tail N 900

CED	BEPD	WEPD	YEPD	CEM	MILK						
+10	.22	-.6	.35	+46	.27	+76	.09	+14	.09	+12	.06

• Super calving-ease bull with actual birth weight of 59 and BW EPD of -.6.

• Look at the light BW combined with a terrific weaning ratio.
• Dam achieved Pathfinder status this year.

BW Ratio	WW Ratio	Genestar® Tenderness			B.I.A. Ultrasound	B.I.A. Ribeye	B.I.A. REA/ CWT
59	568	T1	T2	T3	Tenderness	Shape Score	Ratio
78	117	★	★	★	26	.63	1.36



Touchstone 81R

Birth Date: 3-27-2006

Bull 15478840

Tattoo: 81R

Touchstone 187 True North
Touchstone 0264 QKSLVR
+14892578 Ankony Ann 43W70

#Finks 5522-6148
Tail N 900
#Lovana (GDF)
Ankony Ann 13E28

\$W	+22.00
\$F	%IMF
+7.88	I+.05
\$G	UREA
+14.22	I+.21
\$B	UFAT
+23.52	I-.003

Touchstone 187 True North
Miss Touchstone 883 12HOPE4
14471714 Ankony Blackcap R243

#Finks 5522-6148
Tail N 900
GAR Precision 7013
Ankony Blackcap 55A2

CED	BEPD	WEPD	YEPD	CEM	MILK						
+6	.22	+1.1	.37	+38	.30	+63	.11	+12	.08	+7	.07

• Calving-ease prospect with actual birth weight of 69 and BW EPD of +1.1.

BW Ratio	WW Ratio	Genestar® Tenderness			B.I.A. Ultrasound	B.I.A. Ribeye	B.I.A. REA/ CWT
69	463	T1	T2	T3	Tenderness	Shape Score	Ratio
93	95	★★	★	★	26	.56	1.04



Touchstone 82R

Birth Date: 3-27-2006

Bull 15478762

Tattoo: 82R

+Touchstone 0102 RECRE8
Touchstone 103P Recre8r
14862735 Miss Touchstone 461 2CELEBR8

#PAPA Durabull 9805
Miss Touchstone 38 2DAZZLU
Touchstone 187 True North
Miss Touchstone 67 12CELEBR8

+GAR EXT 4344
Miss Touchstone 0104 CELEBR8
+14905637 Miss Touchstone 67 12CELEBR8

#N Bar Emulation EXT
+GAR Scotch Cap 509
#Finks 5522-6148
Miss Touchstone 34 12CELEBR8

CED	BEPD	WEPD	YEPD	CEM	MILK						
S +11	.38	-1.8	.55	+17	.53	+42	.20	+11	.11	+9	.13
D I+5	.05	I+2.2	.05	I+41	.05	I+73	.05	I+10	.05	I+12	.05

• Calving-ease bull with an actual birth weight of 74 lbs.
• Rare 6-star tenderness combined with low ultrasound tenderness score.

BW Ratio	WW Ratio	Genestar® Tenderness			B.I.A. Ultrasound	B.I.A. Ribeye	B.I.A. REA/ CWT
74	514	T1	T2	T3	Tenderness	Shape Score	Ratio
99	100	★★	★★	★★	26	.69	1.32



Touchstone 83R

Birth Date: 3-28-2006

Bull 15478822

Tattoo: 83R

+GAR EXT 4344
Touchstone 0354 E2ZCALVE
+14905628 Miss Touchstone 56 L84AD8

#N Bar Emulation EXT
+GAR Scotch Cap 509
Touchstone 24 K
Tail N 900

\$W	+16.88
\$F	%IMF
+5.71	I+.05
\$G	UREA
+12.88	I+.24
\$B	UFAT
+19.87	I+.014

#Finks 5522-6148
Miss Touchstone 47 Legacee
12794449 Tail N 736

#Emulation N Bar 5522
Finks Proud Formera 614
Tail N Emulous 1490
Tail N 1009

CED	BEPD	WEPD	YEPD	CEM	MILK						
-2	.22	+3.8	.38	+36	.31	+60	.11	+6	.09	+8	.09

• Extremely rare 9-star bull out of an own daughter of Finks 5533 6148.
• The random occurrence of 9-star individuals among Angus cattle is about 1 in 1,100.
• BW 84, BWR 109, WW 456, WWR 94 ratio.

Quality Grade	Genestar® Tenderness			B.I.A. Ultrasound	B.I.A. Ribeye	B.I.A. REA/ CWT
Genestar® Marbling	T1	T2	T3	Tenderness	Shape Score	Ratio
M1	M2					
★★	★	★★	★★	★★	.65	1.15

The sure way into the finest **restaurants.**



Through our exclusive
line of DNA tests,
Bovigen provides
an easy and
accurate way to
help increase

Quality Grade
and
Tenderness

that can bring
your beef into the
finest restaurants.

GeneSTAR[®]

BOVIGEN
LLC

1.877.BEEF.DNA

*

www.bovigen.com



Touchstone 86R

Birth Date: 3-30-2006

Bull 15478834

Tattoo: 86R

Touchstone 0264 QKSLVR
+14892578 Ankony Ann 43W70

#Finks 5522-6148
Tail N 900
#Lovana (GDF)
Ankony Ann 13E28

+GAR EXT 4344
Miss Touchstone 63 U4EA
14608746 Tail N 5021

#N Bar Emulation EXT
+GAR Scotch Cap 509
Tail N Emulous 1490
Tail N 0145

\$W	
+25.67	
\$F	%IMF
+14.08	I+.07
\$G	UREA
+14.85	I+.46
\$B	UFAT
+30.25	I+.006

CED	BEPD	WEPD	YEPD	CEM	MILK						
+7	.22	+.4	.37	+.45	.30	+72	.11	+11	.08	+8	.07

- Terrific calving-ease prospect with growth.
- Good young dam with a weaning ratio of 2@105.

BW Ratio	WW Ratio	Genestar® Tenderness			B.I.A. Ultrasound	B.I.A. Ribeye	B.I.A. REA/ CWT
69	537	T1	T2	T3	Tenderness	Shape Score	Ratio
93	110	★★		★	27	.54	1.33



Touchstone 87R

Birth Date: 3-30-2006

Bull 15478778

Tattoo: 87R

+GAR EXT 4344
Touchstone 0354 E2ZCALVE
+14905628 Miss Touchstone 56 L84AD8

#N Bar Emulation EXT
+GAR Scotch Cap 509
Touchstone 24 K
Tail N 900

#Bon View Emulation EXT 473
Miss Touchstone 153 E2ZBTRU
14479139 Tail N 6136

#N Bar Emulation EXT
Bon View Ruth 808
Tail N Emulous 881
Tail N 4096

\$W	
+24.58	
\$F	%IMF
+14.02	I+.04
\$G	UREA
+11.47	I+.34
\$B	UFAT
+25.71	I+.018

CED	BEPD	WEPD	YEPD	CEM	MILK						
+3	.22	+1.4	.37	+.40	.30	+70	.10	+7	.08	+14	.07

- Rare 6-star for tenderness.
- Calving-ease combines with exceptional growth.
- Great young dam with a weaning ratio of 2@118.

BW Ratio	WW Ratio	Genestar® Tenderness			B.I.A. Ultrasound	B.I.A. Ribeye	B.I.A. REA/ CWT
73	597	T1	T2	T3	Tenderness	Shape Score	Ratio
98	123	★★	★★	★★	27	.68	1.15



Touchstone O354 E2ZCALVE



Touchstone 88R

Birth Date: 3-30-2006

Bull 15478759

Tattoo: 88R

+Touchstone 0102 RECRE8
Touchstone 103P Recre8r
14862735 Miss Touchstone 461 2CELEBR8

#PAPA Durabull 9805
Miss Touchstone 38 2DAZZLU
Touchstone 187 True North
Miss Touchstone 67 12CELEBR8

#Bon View Spectrum 1176
Miss Touchstone 16P 2GUD2B
14900697 Miss Touchstone 272 2GUD2B

BF Rainman 9118 117
Bon View Gammer 1324
TCA Blackhawk
Tail N 4225

\$W	
+18.32	
\$F	%IMF
+1.89	
\$G	UREA
N/A	
\$B	UFAT
N/A	

CED	BEPD	WEPD	YEPD	CEM	MILK						
+5	.25	+.3	.36	+.23	.28	+51	.11	+6	.07	+14	.06

- Real flashy, calving-ease bull with excellent performance on test out of a first calf heifer.

BW Ratio	WW Ratio	Genestar® Tenderness			B.I.A. Ultrasound	B.I.A. Ribeye	B.I.A. REA/ CWT
72	456	T1	T2	T3	Tenderness	Shape Score	Ratio
102	94	★★	★	★★	28	.71	1.30



Touchstone 95Q

Birth Date: 4-2-2006

Bull 15478742

Tattoo: 95R

+GAR EXT 4344
Touchstone 0354 E2ZCALVE
+14905628 Miss Touchstone 56 L84AD8

#N Bar Emulation EXT
+GAR Scotch Cap 509
Touchstone 24 K
Tail N 900

Touchstone 431 RESQR
Miss Touchstone 663 FASIN8R
14471696 Miss Touchstone 70 FASIN8R

Touchstone 187 True North
Tail N 6253
#Larks Canyon 74D4
Tail N 6134

\$W	
+15.86	
\$F	%IMF
+11.59	I-.02
\$G	UREA
+7.65	I+.22
\$B	UFAT
+19.23	I+.025

CED	BEPD	WEPD	YEPD	CEM	MILK						
-1	.21	+3.3	.37	+36	.29	+66	.10	+6	.05	+7	.06

- Rare 6-star tenderness bull.

BW Ratio	WW Ratio	Genestar® Tenderness			B.I.A. Ultrasound	B.I.A. Ribeye	B.I.A. REA/ CWT
77	480	T1	T2	T3	Tenderness	Shape Score	Ratio
103	99	★★	★★	★★	28	.74	1.19



Touchstone 96R

Birth Date: 4-3-2006

Bull 15478801

Tattoo: 96R

+GAR EXT 4344
Touchstone 0354 E2ZCALVE
+14905628 Miss Touchstone 56 L84AD8

#N Bar Emulation EXT
+GAR Scotch Cap 509
Touchstone 24 K
Tail N 900

#PAPA Forte 1921
Miss Touchstone 31 2DEZIRE
14027889 Miss Touchstone 19 2Dezire

PAPA Optima 9818
PAPA Envius Blackbird 8832
Sitz Cornhusker 6662
Tail N 6115

\$W	
+14.17	
\$F	%IMF
+8.20	I+.04
\$G	UREA
+11.82	I+.24
\$B	UFAT
+19.58	I+.018

CED	BEPD	WEPD	YEPD	CEM	MILK						
-4	.21	+4.7	.36	+32	.28	+61	.08	+2	.08	+13	.07

- Good growth bull prospect out of a real good PAPA Forte daughter.

BW Ratio	WW Ratio	Genestar® Tenderness			B.I.A. Ultrasound	B.I.A. Ribeye	B.I.A. REA/ CWT
94	505	T1	T2	T3	Tenderness	Shape Score	Ratio
122	104	★★	★	★	28	.65	1.11



Touchstone 117R

Birth Date: 4-16-2006

Bull 15478810

Tattoo: 117R

Touchstone 187 True North
Touchstone 0264 QKSLVR
+14892578 Ankony Ann 43W70

#Finks 5522-6148
Tail N 900
#Lovana (GDF)
Ankony Ann 13E28

Touchstone 187 True North
Miss Touchstone 351 SHWEET1
14020091 Tail N 727

#Finks 5522-6148
Tail N 900
CSF Chase 700
+TN Emulous 697

\$W	
+23.25	
\$F	%IMF
+8.10	I+.07
\$G	UREA
+14.47	I+.25
\$B	UFAT
+24.48	I+.003

CED	BEPD	WEPD	YEPD	CEM	MILK						
+8	.22	-.7	.37	+.40	.30	+64	.12	+12	.08	+4	.08

- Calving-ease prospect with muscle.

BW Ratio	WW Ratio	Genestar® Tenderness			B.I.A. Ultrasound	B.I.A. Ribeye	B.I.A. REA/ CWT
65	491	T1	T2	T3	Tenderness	Shape Score	Ratio
84	101	★★			29	.57	1.30



Touchstone 123R

Birth Date: 4-19-2006

Bull 15478779

Tattoo: 123R

+GAR EXT 4344
Touchstone 0354 E2ZCALVE
+14905628 Miss Touchstone 56 L84AD8

#N Bar Emulation EXT
+GAR Scotch Cap 509
Touchstone 24 K
Tail N 900

Touchstone 187 True North
Miss Touchstone 160 2DEVINE
#13668903 Miss Touchstone 158 2DEVINE

#Finks 5522-6148
Tail N 900
Summitcrest EXT 1C10
Tail N 725

\$W	
+16.97	
\$F	%IMF
+7.44	I+.03
\$G	UREA
+10.20	I+.12
\$B	UFAT
+17.93	I+.020

CED	BEPD	WEPD	YEPD	CEM	MILK						
+2	.22	+2.2	.38	+34	.30	+61	.11	+8	.07	+5	.08

- Calving-ease bull with an actual birth weight of 74 lbs. and BW EPD of +2.2.
- Dam is a Pathfinder.

BW Ratio	WW Ratio	Genestar® Tenderness			B.I.A. Ultrasound	B.I.A. Ribeye	B.I.A. REA/ CWT
74	482	T1	T2	T3	Tenderness	Shape Score	Ratio
96	99	★★	★	★★	28	.67	1.34

127R Touchstone 127R
 Birth Date: 4-22-2006 Bull 15478827 Tattoo: 127R

Touchstone 0354 E2ZCALVE +14905628	+GAR EXT 4344 Miss Touchstone 56 L84AD8	#N Bar Emulation EXT +GAR Scotch Cap 509 Touchstone 24 K Tail N 900	\$W +17.95	%IMF +0.02
			\$F +8.26	UREA +1.22
			\$G +10.87	UFAT +0.015
			\$B +20.19	

Paa Finks 6148 5061
Miss Touchstone 512 2DAJAVU
14137133 Miss Touchstone 208 2DAJAVU

#Finks 5522-6148
Paa Blackcap 3145
#Finks 5522-6148
Tail N 900

CED	BEPD	WEPD	YEPD	CEM	MILK						
-1	.21	+3.9	.37	+37	.30	+63	.11	+6	.07	+11	.08

• Rare 6-star tenderness bull.

BW Ratio	WW Ratio	Genestar® Tenderness			B.I.A. Ultrasound Tenderness	B.I.A. Ribeye Shape Score	B.I.A. REA/ CWT Ratio
		T1	T2	T3			
84	491	T1	T2	T3	27	.62	1.15
110	99	★★	★★	★★			

129R Touchstone 129R
 Birth Date: 4-24-2006 Bull 15478789 Tattoo: 129R

Touchstone 0264 QKSLVR +14892578	Ankony Ann 43W70	#Finks 5522-6148 Tail N 900 #Lovana (GDF) Ankony Ann 13E28	\$W +21.25	%IMF +0.04
			\$F +9.02	UREA +1.17
			\$G +13.39	UFAT +0.002
			\$B +22.64	

+GAR Evas Exceptional
Miss Touchstone 201 2B1ST
14020631 Miss Touchstone 155 2B15T

#N Bar Emulation EXT
GAR Evas RR Traveler 511
Tail N 4040

CED	BEPD	WEPD	YEPD	CEM	MILK						
+3	.22	+1.3	.37	+35	.30	+63	.12	+9	.08	+10	.08

• Rare 6-star tenderness bull. Dam weaned 3@102.

BW Ratio	WW Ratio	Genestar® Tenderness			B.I.A. Ultrasound Tenderness	B.I.A. Ribeye Shape Score	B.I.A. REA/ CWT Ratio
		T1	T2	T3			
82	487	T1	T2	T3	29	.59	1.19
106	100	★★	★★	★★			

137R Touchstone 137R
 Birth Date: 4-28-2006 Bull 15478764 Tattoo: 137R

Touchstone 0264 QKSLVR +14892578	Ankony Ann 43W70	#Finks 5522-6148 Tail N 900 #Lovana (GDF) Ankony Ann 13E28	\$W +20.83	%IMF +1.07
			\$F +14.69	UREA +1.32
			\$G +12.84	UFAT +0.012
			\$B +28.84	

+GAR EXT 4344
Miss Touchstone 0203 FAMFIXR
+14608760 Tail N 900

#N Bar Emulation EXT
+GAR Scotch Cap 509
CSF Chase 700
Tail N 0566

CED	BEPD	WEPD	YEPD	CEM	MILK						
+1	.21	+3.1	.32	+46	.23	+73	.10	+9	.07	+6	.08

• Young, high performance bull out of a full sister to Touchstone 0163 CASANOVA.

BW Ratio	WW Ratio	Genestar® Tenderness			B.I.A. Ultrasound Tenderness	B.I.A. Ribeye Shape Score	B.I.A. REA/ CWT Ratio
		T1	T2	T3			
80	542	T1	T2	T3	27	.65	1.22
107	111	★★	★	★			

139R Touchstone 139R
 Birth Date: 5-1-2006 Bull 15478800 Tattoo: 139R

Touchstone 0354 E2ZCALVE +14905628	Miss Touchstone 56 L84AD8	#N Bar Emulation EXT +GAR Scotch Cap 509 Touchstone 24 K Tail N 900	\$W +17.58	%IMF +0.02
			\$F +7.66	UREA +1.24
			\$G +11.42	UFAT +0.013
			\$B +20.00	

Paa Finks 6148 5061
Miss Touchstone Legem 292
14215375 +Miss Touchstone 147 Legem

#Finks 5522-6148
Paa Blackcap 3145
#Finks 5522-6148
Tail N 788

CED	BEPD	WEPD	YEPD	CEM	MILK						
-4	.21	+4.6	.37	+36	.30	+62	.09	+5	.07	+15	.08

BW Ratio	WW Ratio	Genestar® Tenderness			B.I.A. Ultrasound Tenderness	B.I.A. Ribeye Shape Score	B.I.A. REA/ CWT Ratio
		T1	T2	T3			
88	501	T1	T2	T3	27	.65	1.22
115	103	★★	★	★★			

Two-Year-Olds

113Q Touchstone 113Q OPSHUNS
 Birth Date: 4-17-2005 Bull 15186363 Tattoo: 113Q

Touchstone 0202 Inrut +14140120	#Ankony Barbara T1045	#N Bar Emulation EXT GAR Traveler 2421 #Lovana (GDF) Ankony Barbara P4432	\$W +19.24	%IMF +0.04
			\$F +2.16	UREA +0.03
			\$G +12.95	UFAT +0.002
			\$B +14.92	

Touchstone 187 True North
Miss Touchstone 43 4U2LUV
14471678 #Miss Touchstone 181 4U2LUV

#Finks 5522-6148
Tail N 900
+GAR Evas Exceptional
Tail N 4118

CED	BEPD	WEPD	YEPD	CEM	MILK						
+2	.26	+2.1	.37	+30	.29	+54	.26	+9	.09	+11	.11

BW Ratio	WW Ratio	Genestar® Tenderness			B.I.A. Ultrasound Tenderness	B.I.A. Ribeye Shape Score	B.I.A. REA/ CWT Ratio
		T1	T2	T3			
80	562	T1	T2	T3	27	.71	1.27
103	103	N/A	N/A	N/A			

131Q Touchstone 131Q JOYRYDR
 Birth Date: 4-29-2005 Bull 15193840 Tattoo: 131Q

Touchstone 0242 2020 VSN +14182457	Miss Touchstone 189 2DFuture	#Emulation N Bar 5522 Finks Proud Formera 614 Sitz Cornhusker 6662 Tail N 900	\$W +25.05	%IMF +1.11
			\$F +13.03	UREA +1.24
			\$G +15.38	UFAT +0.001
			\$B +28.96	

#+GAR Expectation 4915
Miss Touchstone 0232 AGR81
+14140121 #Ankony Barbara T1045

#N Bar Emulation EXT
GAR Traveler 2421
#Lovana (GDF)
Ankony Barbara P4432

CED	BEPD	WEPD	YEPD	CEM	MILK						
+5	.22	+1.9	.34	+40	.27	+69	.13	+10	.10	+17	.07

• Calving-ease bull with an actual birth weight of 75 lbs. and good weaning ratio.
 • Best ultrasound tenderness score of offering.
 • Excellent young dam with a weaning ratio of 3@110.

BW Ratio	WW Ratio	Genestar® Tenderness			B.I.A. Ultrasound Tenderness	B.I.A. Ribeye Shape Score	B.I.A. REA/ CWT Ratio
		T1	T2	T3			
75	612	T1	T2	T3	24	.57	1.36
98	108	★	★	★★			

Explanation of Beef Image Analysis (BIA) Ultrasound Scores

Ribeye Shape Score (RES) - Indicative of the shape of the ribeye muscle. This is highly correlated to Carcass Cutability, Yield Grade, and Gain Efficiency. Ribeye Shape Score ranges from 0.0 to 1.0. Shape scores below 0.5 are undesirable. Scores of 0.5 to 0.65 are acceptable, while a score of 0.65 or greater is considered ideal.

REA/CWT - Ribeye Area per hundred pounds of live body weight. This measurement is an indicator of total carcass muscle and final REA in the carcass at harvest. For acceptable REA at harvest: Weaning age animals

should have a minimum REA/CWT of 1.0 or greater. Harvest age animals should have a minimum REA of 10 square inches.

TEND (Tenderness Score) - Highly correlated to actual Warner-Bratzler Shear Force value. Score ranges from 1-5 (10-50). 10 = Very Tender; 20 = Tender; 30 = Slightly Tender; 40 = Slightly Tough; 50 = Tough. Scores of 28 or less in yearling bulls should make them capable of siring progeny that will qualify for Tall Grass Beef Co. and other branded beef programs that guarantee a tender product.

Confused About Fat? Choose Grassfed!

By Jo Robinson

(Reprinted from www.eatwild.com)

In my Grandma's day, there was no such thing as a bad fat. All fat was "good" simply because it tasted good. My Grandma fried her eggs in bacon grease, added bacon grease to her cakes and pancakes, made her pie crusts from lard, and served butter with her homemade bread. My grandmother was able to thrive on all that saturated fat--but not my grandfather. He suffered from angina and died from heart failure at a relatively young age. My grandfather wasn't alone.

Population studies from the first half of the 20th century showed that Americans in general had a much higher risk of cardiovascular disease than people from other countries, especially Japan, Italy and Greece. Was all that saturated fat to blame? The Japanese were eating very little fat of any kind, while the people of the Mediterranean were swimming in olive oil, an oil that is very low in saturated fat but high in monounsaturated oils.

So, in the 1960s, word came from on high that we should cut back on the butter, cream, eggs and red meat. But, interestingly, the experts did not advise us to switch to an ultra-low fat diet like the Japanese, nor to use monounsaturated oils like the Greeks or Italians. Instead, we were advised to replace saturated fat with polyunsaturated oils--primarily corn oil and safflower. Never mind the fact that no people in the history of this planet had ever eaten large amounts of this type of oil. It was deemed "the right thing to do." Why? First of all, the United States had far more corn fields than olive groves, so it seemed reasonable to use the type of oil that we had in abundance. But just as important, according to the best medical data at the time, corn oil and safflower oil seemed to lower cholesterol levels better than monounsaturated oils.

Today, we know that's not true. In the 1960s, researchers did not differentiate between "good" HDL cholesterol and "bad" LDL cholesterol. Instead, they lumped both types together and focused on lowering the sum of the two. Polyunsaturated oils seemed to do this better than monounsaturated oils. We now know they achieve this feat by lowering both our bad and our good cholesterol, in effect, throwing out the baby with the bathwater. Monounsaturated oils leave our HDL intact. In hindsight, it's not surprising, then, that our death rate from cardiovascular disease remained high in the 1970s and 80s even though we were eating far less butter, eggs, bacon grease and red meat. We had been told to replace saturated fat with the wrong kind of oil.

During this same era, our national health statistics were highlighting another problem, this one even more ominous--an increasing number of people were dying from cancer. Why were cancer deaths going up? Was it the fact that our environment was more polluted? That our food had more additives, herbicides and pesticides? That our lives were more stressful? That we were not eating enough fruits and vegetables? Yes. Yes. Yes. And yes.

But there was another reason we were losing the war against cancer. The supposedly "heart healthy" corn oil and safflower oil that the doc-

tors had advised us to pour on our salads and spread on our bread contained high amounts of a type of fat called "Omega-6 fatty acids". There is now strong evidence that Omega-6s can make cancer cells grow faster and more invasive. For example, if you were to inject a colony of rats with human cancer cells and then put some of the rats on a corn oil diet, some on a butterfat diet, and some on a beef fat diet, the ones given the Omega-6 rich corn oil would be afflicted with larger and more aggressive tumors.

Meanwhile, unbeknownst to us, we were getting a second helping of Omega-6s from our animal products. Starting in the 1950s, the meat industry had begun taking our animals off pasture and fattening them on grains high in Omega-6s, adding to our intake of these potentially cancer-promoting fats. In the 1990s, we learned that our modern diet was harboring yet another unhealthy fat: trans fatty acids. Trans fatty acids are formed during the hydrogenation process that converts vegetable oil into margarine and shortening.

Carefully designed studies were showing that these man-made fats are worse for our cardiovascular system than the animal fats they replaced. Like some saturated fats, they raise our bad cholesterol. But unlike the fats found in nature, they also lower our good cholesterol, delivering a double whammy to our coronary arteries. "Maybe butter is better after all," conceded the health experts.

Given all this conflicting advice about fat, consumers were ready to lob their tubs of margarine at their doctors. For decades they had been skipping on butter, even though margarine tasted little better than salty Vaseline. Now they were being told that margarine might increase their risk of a heart attack! Some people revolted by trying to abandon fat altogether. For breakfast, they made do with dry toast and fat-free cottage cheese. For lunch, they ate salad greens sprinkled with pepper and vinegar.

Dinner was a skinless chicken breast poached in broth--or better yet, a soy burger topped with lettuce. Dessert? Well, after all that self-denial, what else but a big bowl of fat-free ice cream and a box of Snackwell cookies. Thank goodness calories no longer counted! Only fat made you fat! Or, so the diet gurus had told us.

Paradoxically, while we were doing our best to ferret out all the fat grams, we were getting fatter and fatter. We were also becoming more prone to diabetes. Replacing fat with sugar and refined carbohydrates was proving to be no more beneficial than replacing saturated fat with polyunsaturated oils. At long last, in the mid-1990s, the first truly good news about fat began to emerge from the medical labs.

The first fats to be given the green light were the monounsaturated oils, the ones that had helped protect the health of the Mediterraneans for so many generations. These oils are great for the heart, the scientists discovered, and they do not promote cancer. They are also a deterrent against diabetes.

The news came fifty years too late, but it was welcome nonetheless. Pass the olive oil! Stearic acid, the most abundant fat in beef and

chocolate, was also found to be beneficial. Unlike some other saturated fats, stearic acid does not raise your bad cholesterol and it may even give your good cholesterol a little boost. Hooray! Then, at the tail end of the 20th century, two more "good" fats were added to the roster--Omega-3 fatty acids and conjugated linoleic acid, or CLA, the fat found in the meat and dairy products of ruminants. Both of these fats show signs of being potent weapons against cancer.

However, the Omega-3s may be the best of all the good fats because they are also linked with a lower risk of virtually all the so-called "diseases of civilization," including cardiovascular disease, depression, ADHD, diabetes, Alzheimer's disease, obesity, asthma and autoimmune diseases. So, some of you may be wondering, what does this brief history of fat have to do with grass farming?

Few people realize that all Omega-3s originate in the green leaves of plants and algae. Fish have large amounts of this good fat because they eat small fish that eat smaller fish that dine on Omega-3 rich algae and phytoplankton. Grazing animals have more Omega-3s because they get the Omega-3s directly from the grass. In both cases, the Omega-3s are ultimately passed on to humans, the top of the food chain.

Products from grassfed animals offer us more than Omega-3s. They contain significant amounts of two "good" fats, monounsaturated oils and stearic acid, but no man-made trans fatty acids. They are also the richest known natural source of CLA and contain extra amounts of vitamin E and beta-carotene.

Finally, grassfed meat is lower than feedlot meat in total fat and calories, making it ideally suited for our sedentary lifestyles. I don't believe it's a matter of luck or chance that grassfed products have so many of the good fats but so few of the bad. In fact, I'll wager that the more that is discovered about fat in the coming years, the more grassfed meat will shine.

The reason for my confidence is simple: our bodies are superbly adapted to this type of food. In the distant past, grassfed meat was the only meat around. Our hunter-gatherer ancestors either brought home a grazing ruminant such as elk, deer, or bison--or a predator that preyed on those animals.

Either way, the nutrients found in grass made their way into the animals' flesh, and ultimately, into our own. Over the eons, our bodies began to "expect" the kinds and amounts of fat found in grassfed meat. Our hearts counted on the Omega-3s to stabilize their rhythm and keep blood clots from forming. Our brain cells relied on Omega-3 to build flexible, receptor-rich membranes. Our immune system used the Omega-3s and CLA to help fend off cancer. And because wild game is relatively lean, our bodies weren't burdened with unnecessary amounts of fat or calories. When we switch from grainfed to grassfed meat, we are simply returning to our original diet, the diet that is most in harmony with our physiology. Every cell and system of our bodies function better when we eat products from animals raised on grass.

Cave Men Diets Offer Insights to Today's Health Problems

By Dr. Loren Cordain

(Reprinted from www.mercola.com)

Eat meat. That's the dietary advice given by a team of scientists who examined the dietary role of fat in a study that combined nutritional analysis with anthropologic research about the diets of ancient hunter-gatherer societies.

But there's a catch: To be as healthy as a cave-man you have to eat certain kinds of fish, wild game such as venison, or grassfed meat such as beef. The researchers conducted detailed chemical analysis of the meats people ate 10,000 years ago and compared those results to the most common meat people eat today.

They found that wild game, such as venison or elk meat, as well as grass-fed beef, contain a mixture of fats that are actually healthy for you and, the researchers say, lower cholesterol and reduce other chronic disease risks.

Recent studies have indicated that a healthy diet should contain a balance of essential fats. The two types of most concern are Omega-6 and Omega-3 and both are essential for proper nutrition.

Omega-3 fat, which is often found in high levels in certain fish, has been shown to reduce the risk of cardiovascular disease, but too much Omega-3 can increase the risk of stroke. Omega-6 fat also is an essential fat, but too much Omega-6 in the diet can contribute to inflammatory responses associated with chronic disease.


According to the researchers, their analysis found that wild elk, deer and antelope from the Rocky Mountains region have greater amounts of Omega-3 fatty acids and a lower--and therefore healthier--ratio of Omega-6 to Omega-3 fatty acids in muscle meats compared to grain-fed beef.

Both grassfed steers and the wild ruminants have a ratio of Omega-6 to Omega-3 fatty acids slightly above two in meat. In other words, two parts Omega-6 to one part Omega-3. That ratio is much lower than the ratios of 5-to-1 to 13-to-1 reported in previous studies for grain-fed steers.

The low fat ratio of wild ruminants and grassfed beef is good news for people who need to reduce their cholesterol. The fatty acid ratio in wild ruminants is consistent with the recent American Heart Association recommendation to increase the consumption of Omega-3 fatty acids found in certain fish in order to reduce the risk of cardiovascular disease.

Analyzing the foods that people ate 10,000 years ago is not a flight of scientific esoterica. The researchers say this finding has important implications for what we eat today.

Although 10,000 years ago predates all modern civilizations, it is a small blip in the evolutionary timeline of humans. Some nutritionists believe that by studying what people ate in the Paleolithic Era, also known as the Old Stone Age, they can determine the proper mix of foods for modern man.



Anthropological nutritionists have studied the few isolated hunter-gatherer societies--such as the Nanamiut of Alaska, the Aborigines of Australia and the Kung of Africa--that remained into the 20th century and found that modern maladies, such as heart disease, high cholesterol, obesity and diabetes, are rare in these populations.

Over the past several decades, numerous studies have found that indigenous populations have low serum cholesterol and triglyceride levels. This is despite the fact that their diets aren't going to reap praise from many modern nutritionists.

Previous studies have found that nearly all--97 percent--of the world's hunter-gatherer societies would have exceeded recommended guidelines for fat. Although this may be surprising to many people, it fits exactly with what research is showing about the importance of specific types of fat in the diet.

Current research is showing that, with the decline of fat in the diet, the amount of fat isn't as important as the relative amounts, or ratio, of specific fats in your diet. It's a qualitative issue, not a quantitative issue. By eating more of the good fat, you can lower your cholesterol and reduce your risk of cardiovascular disease.

This balance of fats has changed dramatically in the past century.

Generally, our modern diets, especially in the past 100 years, have changed to where we're consuming excess amounts of Omega-6 fat. Omega-6 is found in high levels in many of the oil seed crops that we consume. It's also found in the meat of the livestock that eat these grains.

Study Finds More Good Fats in Grass-fed Beef and Dairy

Pasture Production Better for the Environment,

Higher in Omega-3 Fatty Acids than Conventional Beef and Milk

(Reprinted from www.ucsusa.org)

The Union of Concerned Scientists today released the first comprehensive study that confirms that beef and milk from animals raised entirely on pasture have higher levels than conventionally raised beef and dairy cattle of beneficial fats that may prevent heart disease and strengthen the immune system. The study also shows that grassfed meat is often leaner than most supermarket beef, and raising cattle on grass can reduce water pollution and the risk of antibiotic-resistant diseases.

“When you eat grassfed meat, you’re getting beef with benefits,” said report author Dr. Kate Clancy, a nutritionist and senior scientist in the Food and Environment Program at UCS. “There are no losers in producing cattle entirely on pasture. Farmers win, consumers win, the environment wins, and even the cattle win.”

Greener Pastures: How Grassfed Beef and Milk Contribute to Healthy Eating is the first study to synthesize the findings of virtually every English-language study (25 were chosen for analysis) comparing the amounts of total fats, saturated fats, Omega-3 fatty acids, and conjugated linoleic acid (CLA) in both pasture-raised and conventionally raised beef and dairy cattle. The report also combines analyses on the nutrition, environmental, and public health benefits of grass-based farming techniques.

The report found that grassfed beef and milk contain higher levels of Omega-3 fatty acids, the so-called beneficial fats.

Grassfed milk tends to be higher in an Omega-3 fatty acid called alpha-linolenic acid (ALA) that scientists have demonstrated reduces the risk of heart disease.

Both grassfed milk and ground beef are also higher in CLA, a fatty acid shown in animal

studies to protect against cancer. While the levels found are relatively small on a per serving basis, they may be beneficial and merit further research.

“Raising cattle on pasture is essential to maintaining higher levels of good fats,” said Clancy. “Even partially replacing grass with grain can reduce the levels of beneficial fatty acids in meat and milk.”

Pasture-raised cattle fertilize land with their manure in amounts that the soil can safely absorb. In contrast, thousands of beef cattle crammed in industrial feedlot operations generate many tons of manure that can harm local water supplies and fish populations. Confined cattle, which are fed large amounts of grain (especially corn), are also prone to disease, which leads most feedlot operators to routinely administer antibiotics to prevent illness and accelerate growth. Cattle that are allowed to eat their natural diet, on the other hand, are healthier and need fewer antibiotics, which protects the human population from antibiotic-resistant diseases.

“The grass is truly greener when it comes to grassfed beef and dairy,” said Clancy.

Pasture-based meat production is a fledgling industry, but milk products can often be found at co-ops, larger natural food chain stores, and in some supermarkets; and grassfed beef products can be found at farmers’ markets, via the Internet, and from local producers. UCS suggests consumers ask their supermarket managers to carry these products. Increasing demand can encourage greater adoption of grassfed production methods and keep more small farmers and ranchers on the land.

“Buying grassfed meat and milk is like driving a hybrid car,” said Dr. Margaret Mellon, director of UCS’s Food and Environment Program. “Not only is it good for you, it’s better for your neighbors and better for the country. We encourage families to seek out pasture-raised meat and milk.”


Americans love their beef and milk. With about 70 percent of the population consuming one or the other several times a week, the United States is the largest beef producer and one of the largest dairy producers in the world. But this love affair has serious consequences for the health of consumers, the environment, and the cattle themselves.

Many people assume that beef and dairy cows spend most of their lives happily grazing in grassy meadows.

The reality is that most cattle in the United States spend significant parts of their lives in crowded feedlots with hundreds or thousands of other animals, eating feed that contains large amounts of grain (primarily corn).

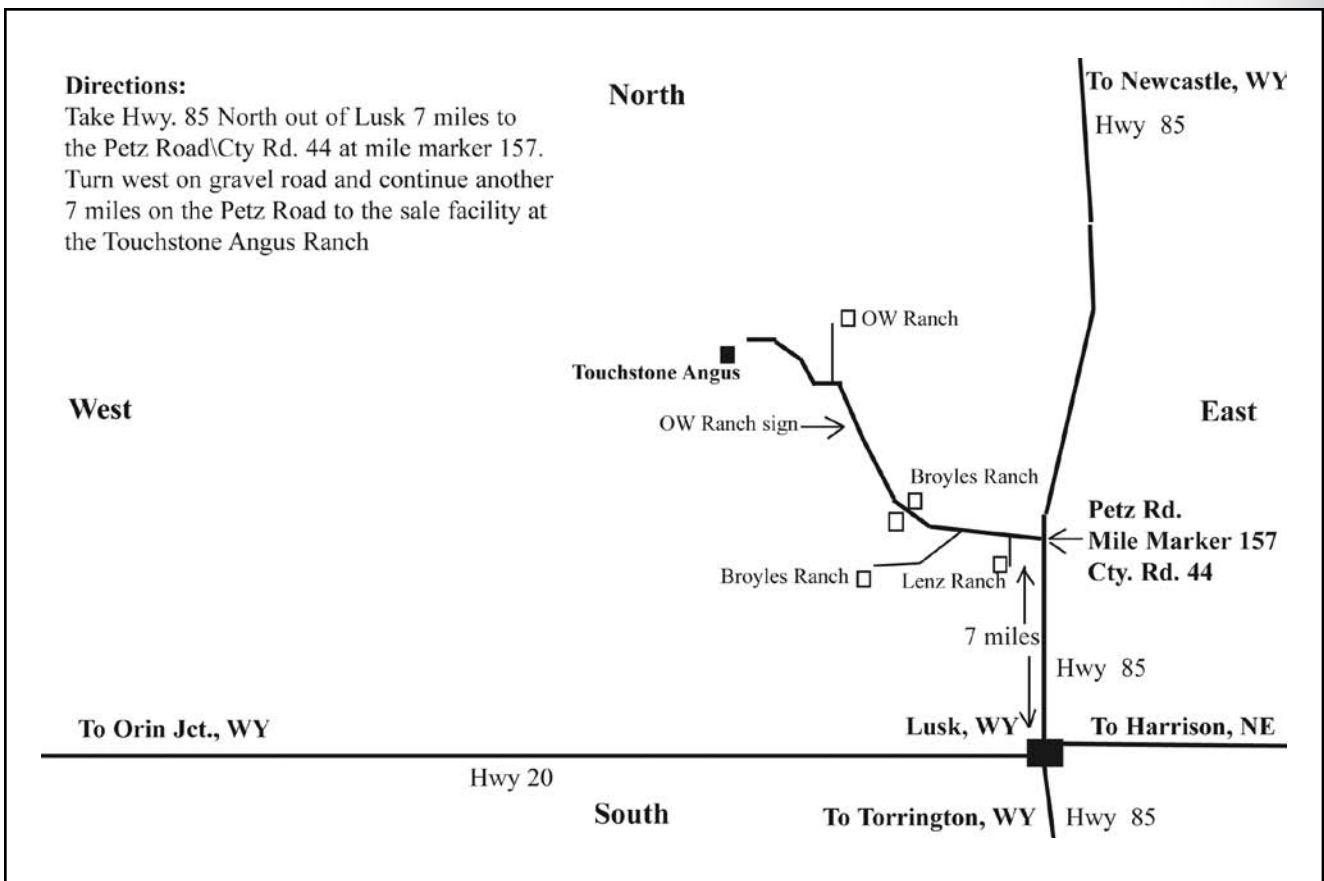
While cattle on pasture rarely get sick, those confined to feedlots and fed grain are prone to disease and most feedlot operators routinely feed antibiotics to prevent illness and to accelerate growth. This, in turn, increases the risk of antibiotic resistance in humans. In addition, air and water pollution stemming from dust and mountains of feedlot manure, and the many fertilizers and pesticides used in grain production, exact a heavy toll on the environment and the health of farmers, farm workers, and nearby residents.

Fortunately, there are better ways to raise food animals. Raising cattle on pasture lessens environmental damage, improves animal health, and reduces antibiotic use. Over the past decade, numerous scientific studies have shown that the meat and milk from pasture-raised animals are higher in fats that may confer health benefits on humans. To confirm how strong the findings are, UCS undertook the first comprehensive comparison of fat levels in beef and dairy products from conventionally raised and pasture-raised animals. Our report, “*Greener Pastures: How Grassfed Beef and Milk Contribute to Healthy Eating*,” presents the results of this analysis and examines what health benefits food producers could promote on their product labels.



Notes:

Map:



TOUCHSTONE ANGUS *Discover the Difference* SPRING

SALE

APRIL 5, 2007 • 1:30 P.M.

AT THE RANCH

LUSK, WYOMING



BRAD & CATHY JAMES
P.O. BOX 165
LUSK, WY 82225
BJAMES1957@AOL.COM
(307) 340-1456

FIRST CLASS
MAIL
U.S. POSTAGE
PAID
St. Joseph, MO
Permit #2017